



EDUCATION OF HUMAN POWER FOR TECHNOLOGICAL EXCELLENCE

उत्कृष्ट तंत्रज्ञानार्थम् जनशक्ती शिक्षणम्

Admission Analysis 2020-21
FY B. Tech., DSE and FY M. Tech.
as on 15th Feb., 2021

F.Y. B. Tech. Cutoff 2020-21 Allotment in CAP Round-I

SN	COURSE	Gender	OPEN	SC	ST	DT/VJ	NT1	NT2	NT3	OBC	EWS	TFWS	PWD	DEFOPEN
1	CHEM	Male	15989 (89.0149304)	24205 (83.2711597)					39423 (71.3623956)	19547 (86.5238657)	12872 (91.1399882)	10580 (92.6645553)		
		Female	18782 (87.0590231)	20554 (85.8119289)			32191 (77.3719165)				20221 (86.0897815)			
2	CSE	Male	5744 (95.9314594)	14309 (90.1072001)	41324 (69.7588673)	10340 (92.8033750)	10443 (92.7274070)	8210 (94.2757879)	6567 (95.3594177)	6416 (95.4891723)	5219 (96.2870288)	4176 (97.0234057)	64362 (43.7535653)	12912 (91.0694691)
		Female	7270 (94.9063923)	17624 (87.8494010)	40990 (69.9557928)	12909 (91.0694691)	17569 (87.8646540)	17826 (87.7137376)	13628 (90.5722819)	8118 (94.3336831)				
3	CIVL	Male	15863 (89.0783510)	21238 (85.3020240)	44019 (66.9447726)	22824 (84.2493575)	15992 (88.9943074)	21587 (85.0780632)		17318 (87.9996627)	17154 (88.1835221)	10598 (92.6330372)	87541 (2.9011491)	49839 (61.4630190)
		Female	18093 (87.5820367)	30600 (78.4854138)	56876 (53.3681417)		28318 (80.1934435)	21740 (84.9867329)	35080 (74.9575984)	21733 (84.9867329)				
4	ELEC	Male	14578 (89.9741430)	20255 (86.0897815)	54731 (56.0669456)				22094 (84.7041731)	15609 (89.2565986)	14159 (90.2059724)	11555 (91.9632316)		44467 (66.7530038)
		Female	16973 (88.3638512)	24840 (82.7805395)			23360 (83.8009451)	34146 (75.6059227)		18170 (87.5152799)				
5	EXTC	Male	12743 (91.1789509)	27391 (80.9266285)	84304 (10.3100943)	23825 (83.4429169)	15773 (89.1295044)	15888 (89.0615660)	26575 (81.5733941)	14342 (90.0826446)	11021 (92.3440533)	10081 (93.0186004)		50777 (60.4137126)
		Female	13766 (90.4750062)	31373 (77.9829421)		34115 (75.8880425)	27397 (80.9266285)	28673 (79.8733843)	31857 (77.5754000)	16767 (88.4023565)				
6	INFT	Male	6887 (95.1795093)	16498 (88.6370348)	62716 (46.3475664)	9160 (93.6043036)	10529 (92.6966758)	8965 (93.7331921)		7211 (94.9183454)	6149 (95.6645750)	5396 (96.1866159)		19408 (86.5622150)
		Female	8224 (94.2052555)	19066 (86.8270136)	57402 (52.9257123)	24315 (83.2244189)			28424 (80.1315568)	9640 (93.2823354)				
7	INST	Male	17226 (88.0387129)	37253 (73.3069659)		31510 (77.7731822)	18827 (87.0177103)	17983 (87.6316015)		20782 (85.6805532)	13884 (90.4199696)	16983 (88.3013166)		38295 (72.1695130)
		Female	18367 (87.3597165)	49686 (61.5008019)	67412 (39.6696972)			49148 (61.8218588)		22114 (84.7041731)				
8	MECH	Male	14408 (90.0799096)	23045 (84.0866925)	76991 (24.7074636)	27734 (80.6261075)	20533 (85.8276357)	18925 (86.9463675)		15643 (89.2266319)	15431 (89.3805310)	9619 (93.2823354)		76598 (25.0126497)
		Female	20875 (85.6172475)	38220 (72.1695130)			32158 (77.3719165)		64900 (43.3153897)	29054 (79.6676020)				
9	PROD	Male	30328 (78.7232248)	47305 (63.9964143)		64692 (43.4094761)	72168 (32.5002140)	35054 (74.9575984)	56807 (53.5074466)	39613 (71.1089781)	30761 (78.3911539)	23342 (83.8530896)		
		Female	32467 (77.0956710)	40415 (70.4657357)		67877 (39.4419946)		84681 (9.3429688)		38300 (72.1185753)				
10	TEXT	Male	35802 (74.4314826)	50787 (60.4137126)					62497 (46.3873813)	46046 (65.1485718)	40625 (70.2716961)	31429 (77.9242311)		
		Female	34735 (75.1845836)	51709 (59.3821221)						44082 (66.9447726)				

Cut Off Indicates Merit No.; Figures in bracket Indicates Merit Percentile

F.Y. B. Tech. Admitted candidate 2020-21

SN	Course Code	ABBR	Course Name	SI	Admitted within SI	TFWS Admitted Seats	EWS Admitted	JKSSS Admitted	Total
1	202019110	CIVL	Civil Engineering	60	60	01	05	01	67
2	202024210	CSE	Computer Science and Engineering	120	120	06	11	03	140
3	202024610	INFT	Information Technology	60	60	02	06	01	69
4	202029310	ELEC	Electrical Engineering	30	30	02	03	02	37
5	202037210	EXTC	Electronics & Telecommunication Engg.	120	120	04	10	01	135
6	202046610	INST	Instrumentation Engineering	40	40	02	04	00	46
7	202050710	CHEM	Chemical Engineering	30	30	01	02	00	33
8	202060610	PROD	Production Engineering	60	56	02	06	00	64
9	202061210	MECH	Mechanical Engineering	60	60	02	05	02	69
10	202089310	TEXT	Textile Engineering / Technology	30	20	00	01	01	22
Total →				610	596	22	53	11	682

Total Admitted candidates – 682

CET Score - Admitted Candidates: Category-wise F.Y. B. Tech. 2020-21

BRANCH	OPEN		OBC		SC		ST		VJ		NT		SBC	
	Highest	Lowest	Highest	Lowest	Highest	Lowest	Highest	Lowest	Highest	Lowest	Highest	Lowest	Highest	Lowest
CHEM	8653 (93.950)	77664 (23.090)	14066 (90.330)	88481 (0.450)	20554 (85.810)	30328 (78.720)			59041 (50.810)	59041 (50.810)	15989 (89.010)	39423 (71.360)	60636 (49.320)	60636 (49.320)
CIVL	8515 (94.010)	60763 (49.000)	4050 (97.110)	24012 (83.350)	8002 (94.360)	58908 (50.990)	41721 (69.450)	54101 (56.910)	16961 (88.360)	22824 (84.250)	19285 (86.700)	35080 (74.960)	17679 (87.730)	17679 (87.730)
CSE	2651 (98.070)	64362 (43.750)	2486 (98.230)	47337 (64.000)	8035 (94.340)	83462 (12.030)	28550 (80.070)	53040 (58.040)	7978 (94.380)	12909 (91.070)	5730 (95.950)	76266 (25.170)	3448 (97.510)	6290 (95.560)
ELEC	7109 (94.980)	44467 (66.750)	14476 (90.040)	18735 (87.100)	21207 (85.320)	24649 (82.900)	54777 (55.830)	54777 (55.830)			13883 (90.420)	72861 (31.340)	14849 (89.760)	14849 (89.760)
EXTC	7486 (94.770)	50777 (60.410)	3145 (97.720)	82859 (13.240)	19376 (86.560)	31373 (77.980)	84304 (10.310)	86339 (5.660)	18482 (87.220)	34474 (75.550)	11794 (91.820)	68367 (38.270)	10824 (92.500)	17097 (88.200)
INFT	5852 (95.850)	28266 (80.200)	6485 (95.460)	34103 (75.890)	13413 (90.740)	19066 (86.830)	8374 (94.140)	71586 (33.330)	9160 (93.600)	24315 (83.220)	8788 (93.890)	28424 (80.130)	7044 (95.060)	7044 (95.060)
INST	8526 (94.010)	23400 (83.800)	8251 (94.200)	35543 (74.580)	23987 (83.350)	65471 (42.600)	67412 (39.670)	67412 (39.670)	31510 (77.770)	31510 (77.770)	16166 (88.780)	49148 (61.820)	14102 (90.220)	14102 (90.220)
MECH	8634 (93.950)	42079 (68.870)	10185 (92.930)	65389 (42.600)	19375 (86.560)	38664 (71.920)			26498 (81.580)	27734 (80.630)	18925 (86.950)	64079 (43.840)		
PROD	23926 (83.380)	80803 (16.920)	18113 (87.570)	74421 (28.440)	35090 (74.960)	51709 (59.380)			47581 (63.510)	67877 (39.440)	27557 (80.820)	84681 (9.340)	31781 (77.580)	50905 (60.390)
TEXT	39037 (71.690)	53857 (57.010)	26371 (81.670)	49846 (61.400)	40014 (70.800)	50787 (60.410)					26744 (81.310)	62496 (46.390)	34017 (75.970)	38720 (71.900)

Cut-off Indicates Mah. Merit No. and figures in bracket showing MH-CET Score

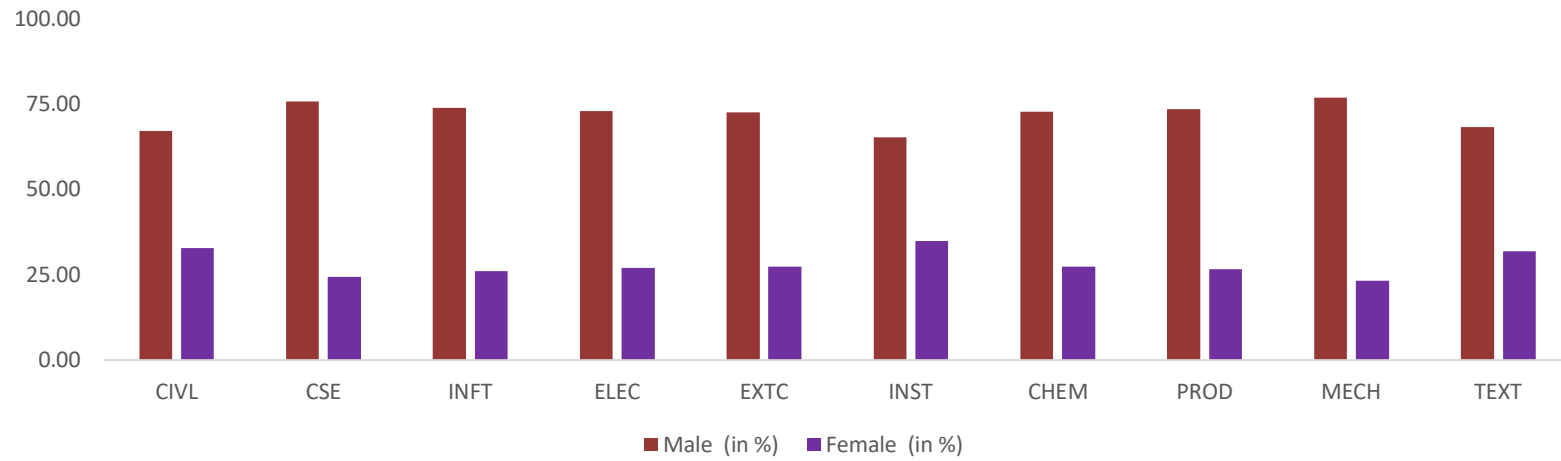
* Excluding Trust & JKPMSSS Quota

CET Percentile Score - Admitted Candidates: F.Y. B. Tech.

Branch	>95.00	>90.00 - <=95	>85.00 - <=90	>80.00 - <=85	>70.00 - <=80	<=70
CIVL	01	10	30	09	06	11
CSE	78	35	06	03	05	13
INFT	19	31	08	04	02	05
ELEC		07	14	07	02	07
EXTC	01	82	25	11	06	10
INST		08	24	05	03	06
CHEM		06	09	06	03	09
PROD			01	12	27	24
MECH		09	30	14	09	07
TEXT				03	08	11
Total	99	188	147	74	71	103
%	14.52	27.57	21.55	10.85	10.41	15.10

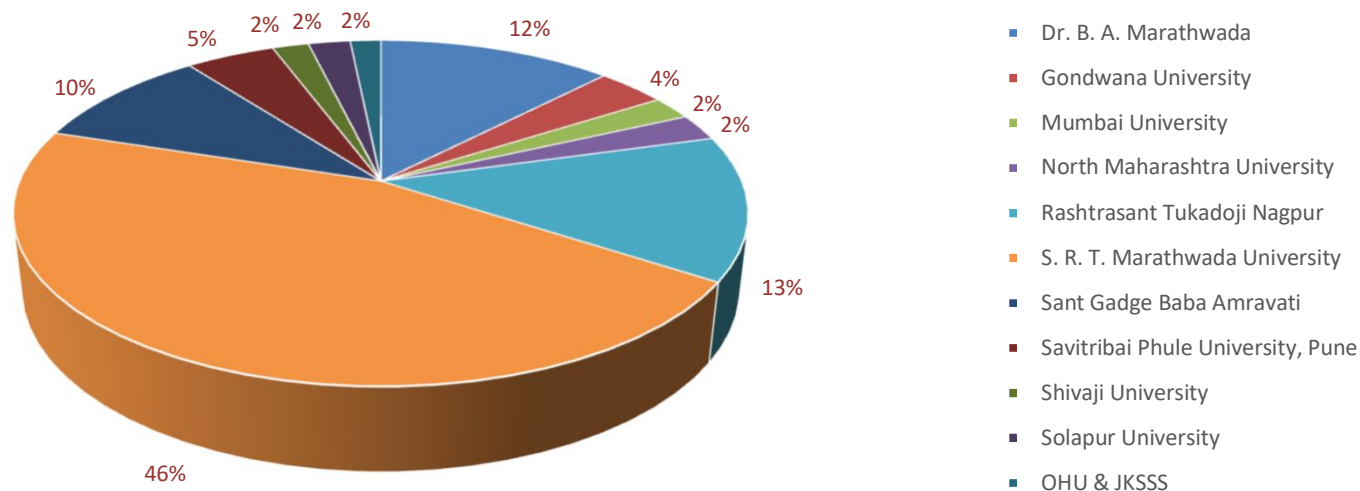
Branch	Highest	Lowest
CIVL	97.106261900	49.001711400
CSE	98.225980300	12.025636700
INFT	95.846804300	33.333333300
ELEC	94.978246400	31.341267800
EXTC	97.723187500	5.663760100
INST	94.196692300	39.669697200
CHEM	93.953248300	0.447370600
PROD	87.566472500	9.342968800
MECH	93.954314300	42.601890100
TEXT	81.671226100	46.387381300

FY B.Tech. Admitted 2020-21 (Gender-wise)



Branch	Male (in Nos.)	Female (in Nos.)	Male (in %)	Female (in %)
CIVL	45	22	67.16	32.84
CSE	106	34	75.71	24.29
INFT	51	18	73.91	26.09
ELEC	27	10	72.97	27.03
EXTC	98	37	72.59	27.41
INST	30	16	65.22	34.78
CHEM	24	09	72.73	27.27
PROD	47	17	73.44	26.56
MECH	53	16	76.81	23.19
TEXT	15	07	68.18	31.82

FY B.Tech. Admitted Candidates: F.Y. B. Tech. 2020-21 (University-wise)

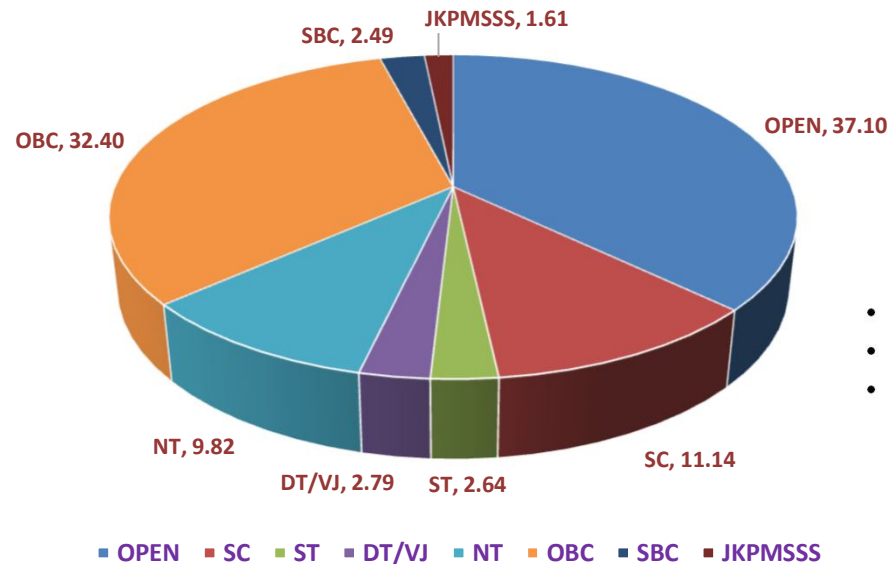


University	2020-21		2019-20		2018-19	
	Strength	Percentage	Strength	Percentage	Strength	Percentage
Dr. B. A. Marathwada	84	12.32	80	11.46	57	09.03
Gondwana University	25	3.67	28	4.01	22	03.49
Mumbai University	15	2.20	12	1.72	07	01.11
North Maharashtra University	17	2.49	15	2.15	11	01.74
Nagpur University	92	13.49	86	12.32	70	11.09
S. R. T. Marathwada University	312	45.75	304	43.55	378	59.90
Amravati University	66	9.68	100	14.33	45	07.13
Pune University	32	4.69	34	4.87	22	03.49
Shivaji University	13	1.91	11	1.58	09	01.58
Solapur University	15	2.20	13	1.86	10	00.95
OHU & JKSSS	11	1.61	15		06	

F.Y. B.Tech. Admitted candidates 2020-21 Category-wise

SN	Branch	OPEN	SC	ST	DT/VJ	NT	OBC	SBC	JK	Total
1	CIVL	22	9	4	2	7	21	1	1	67
2	CSE	52	15	7	4	12	42	5	3	140
3	INFT	23	8	3	2	4	27	1	1	69
4	ELEC	16	3	1		4	10	1	2	37
5	EXTC	56	15	2	4	14	41	2	1	135
6	INST	12	5	1	1	6	20	1		46
7	CHEM	15	3		1	4	9	1		33
8	PROD	21	8		3	7	22	3		64
9	MECH	32	7		2	5	21		2	69
10	TEXT	4	3			4	8	2	1	22
TOTAL		253	76	18	19	67	221	17	11	682

F.Y. B.Tech. Admitted candidates 2020-21 in % (Category-wise)



Out of these 698 students

- Person with Disability – 04 Nos.
- Defence Category – 22 Nos.
- EWS – 53 Nos.

F.Y. B.Tech. Admitted candidates 2020-21

District-wise

District	Nos.	District	Nos.
Ahmednagar	9	Leh	1
Akola	16	Mumbai	4
Amravati	12	Nagpur	39
Aurangabad	44	Nanded	198
Baramulla	1	Nandurbar	2
Beed	18	Nashik	13
Bhandara	13	Osmanabad	15
Buldhana	11	Palghar	1
Burhanpur	1	Parbhani	44
Chandrapur	28	Pune	3
Dhule	3	Raigad	2
Doda	1	Raipur	1
Gadchiroli	3	Samba	2
Gondia	7	Sangli	3
Hingoli	18	Satara	7
Jalgaon	14	Solapur	15
Jalna	12	Thane	8
Jammu	3	Udhampur	1
Kannur	1	Wardha	19
Kathua	2	Washim	13
Kolhapur	1	Yavatmal	21
Latur	52	Total	270

Mother Tongue-wise

Mother Tongue	Total
Bengali	02
Gujarati	01
Hindi	45
Kannada	01
Marathi	597
Punjabi	05
Telugu	04
Urdu	15
Kashmiri	10
Other	02
Total	682

Minority-wise

Minority Type	Total
Non-Minority	633
Linguistic Minority	05
Religious Minority	41
Linguistic and Religious Minority	03
Total	682

Religion-wise

Religion	Total
Hindu	595
Muslim	23
Christian	01
Sikh	16
Buddhist	42
Jain	05
Total	682

Region-wise

Region	Total
Rural	295
Urban	387
Total	682

HSC Board-wise

HSC Board	Total
Maharashtra State Board of Secondary and Higher Secondary Education, Pune	625
Central Board of Secondary Education, Delhi	38
Council for Indian Sch Cert Exam, New Delhi	01
Other Board	18
Total	682

Defence Type-wise

Region	Total
Ex-Service Man (Def-1)	17
Active Service Man (Def-2) Domicile	04
Active Service Man (Def-3) Non-Domiciled	01
Total	22

Direct Second Year Engg. B. Tech. Cutoff 2020-21 Allotment in CAP Round-I

SN	COURSE	Round	Gender	GOPEN	GSC	GST	GDT/VJ	GNT1	GNT2	GNT3	GOBC	EWS
1	CHEM	R1	Male	128 (96.80%)							2826 (92.30%)	16647 (84.22%)
			Female				27524 (79.15%)					
2	CSE	R1	Male	1580 (93.65%)	4375 (90.97%)	48044 (64.75%)		6945 (89.14%)			1924 (93.20%)	1454 (93.81%)
			Female	981 (94.51%)					3137 (92.00%)			1594 (93.63%)
3	CIVL	R1	Male	299 (96.00%)	827 (94.79%)						329 (95.94%)	409 (95.74%)
			Female	326 (95.95%)			965 (94.53%)				659 (95.11%)	
4	ELEC	R1	Male	677 (95.06%)			6158 (89.67%)					418 (95.72%)
			Female								537 (95.38%)	
5	EXTC	R1	Male	3294 (91.88%)	10819 (86.94%)		20065 (82.71%)		6389 (89.53%)		8142 (88.41%)	3572 (91.65%)
			Female	2696 (92.41%)	7295 (88.94%)							2874 (92.24%)
6	INST	R1	Male	6415 (89.50%)	23518 (81.17%)							25605 (80.17%)
			Female								6739 (89.30%)	
7	INFT	R1	Male	2648 (92.46%)	5595 (90.06%)						2765 (92.34%)	2247 (92.86%)
			Female	1749 (93.43%)								2165 (92.94%)
8	MECH	R1	Male	399 (95.75%)		11099 (86.81%)			3814 (91.44%)		599 (95.25%)	807 (94.82%)
			Female	1028 (94.44%)	1964 (93.18%)							3128 (92.00%)
9	PROD	R1	Male	8872 (88.00%)				19379 (83.00%)			10516 (87.12%)	20591 (82.47%)
			Female	12375 (86.18%)	11643 (86.52%)							3191 (91.95%)
10	TEXT	R1	Male	14349 (85.24%)	19961 (82.75%)			14359 (85.24%)			16041 (84.48%)	43647 (67.43%)
			Female	13623 (85.56%)								

Cut Off Indicates Maharashtra State General Merit No.; Figures in bracket Indicates Diploma Percentage

DSE B. Tech. Admitted candidate 2020-21

SN	Course Code	ABBR	Course Name	SI	Admitted within SI	Vacancy within SI	EWS Admitted	JKSSS Admitted	Total Admitted
1	202019110	CIVL	Civil Engineering	07	07	00	01	02	10
2	202024210	CSE	Computer Science and Engineering	13	13	00	02	01	16
3	202024610	INFT	Information Technology	07	07	00	02	00	09
4	202029310	ELEC	Electrical Engineering	04	04	00	01	00	05
5	202037210	EXTC	Electronics & Telecommunication Engg.	14	14	00	02	00	16
6	202046610	INST	Instrumentation Engineering	04	04	00	01	00	05
7	202050710	CHEM	Chemical Engineering	04	04	00	02	00	06
8	202060610	PROD	Production Engineering	08	08	00	02	00	10
9	202061210	MECH	Mechanical Engineering	08	08	00	01	00	09
10	202089610	TEXT	Textile Engineering / Technology	05	05	00	02	00	07
Total →				74	74	00	16	03	93

Direct Second Year Engg. B. Tech. Admitted Cutoff 2020-21

SN	COURSE	Open		OBC		SC		ST		VJ		NT		SBC	
		Highest	Lowest	Highest	Lowest	Highest	Lowest	Highest	Lowest	Highest	Lowest	Highest	Lowest	Highest	Lowest
1	CHEM	128 (96.800)	16647 (84.220)	2826 (92.300)	2826 (92.300)									1212 (94.170)	1212 (94.170)
2	CSE	517 (95.450)	11809 (86.450)	1580 (93.650)	2832 (92.290)	4375 (90.970)	4375 (90.970)	48044 (64.750)	48044 (64.750)			3137 (92.000)	6945 (89.140)		
3	CIVL	409 (95.740)	409 (95.740)	299 (96.000)	659 (95.110)	827 (94.790)	827 (94.790)			965 (94.530)	965 (94.530)	241 (96.260)	241 (96.260)	326 (95.950)	326 (95.950)
4	ELEC	418 (95.720)	418 (95.720)	537 (95.380)	677 (95.060)					6158 (89.670)	6158 (89.670)	387 (95.780)	387 (95.780)		
5	EXTC	1890 (93.240)	4119 (91.180)	1132 (94.280)	10602 (87.060)	7295 (88.940)	10819 (86.940)			20065 (82.710)	20065 (82.710)	6389 (89.530)	6389 (89.530)		
6	INST	2605 (92.500)	25605 (80.170)	6739 (89.300)	6739 (89.300)	18205 (83.540)	18205 (83.540)								
7	INFT	1749 (93.430)	4674 (90.750)	2165 (92.940)	2981 (92.130)	5595 (90.060)	5595 (90.060)								
8	MECH	355 (95.850)	1136 (94.260)	399 (95.750)	2161 (92.940)	1964 (93.180)	1964 (93.180)	17955 (83.640)	17955 (83.640)			3814 (91.440)	3814 (91.440)	1028 (94.440)	1028 (94.440)
9	PROD	4737 (90.710)	29052 (78.290)	3191 (91.950)	10516 (87.120)	11643 (86.520)	11643 (86.520)			12375 (86.180)	12375 (86.180)	19379 (83.000)	19379 (83.000)		
10	TEXT	39085 (70.760)	43647 (67.430)	16041 (84.480)	17091 (84.000)	20250 (82.630)	20250 (82.630)					14359 (85.240)	34551 (74.950)		

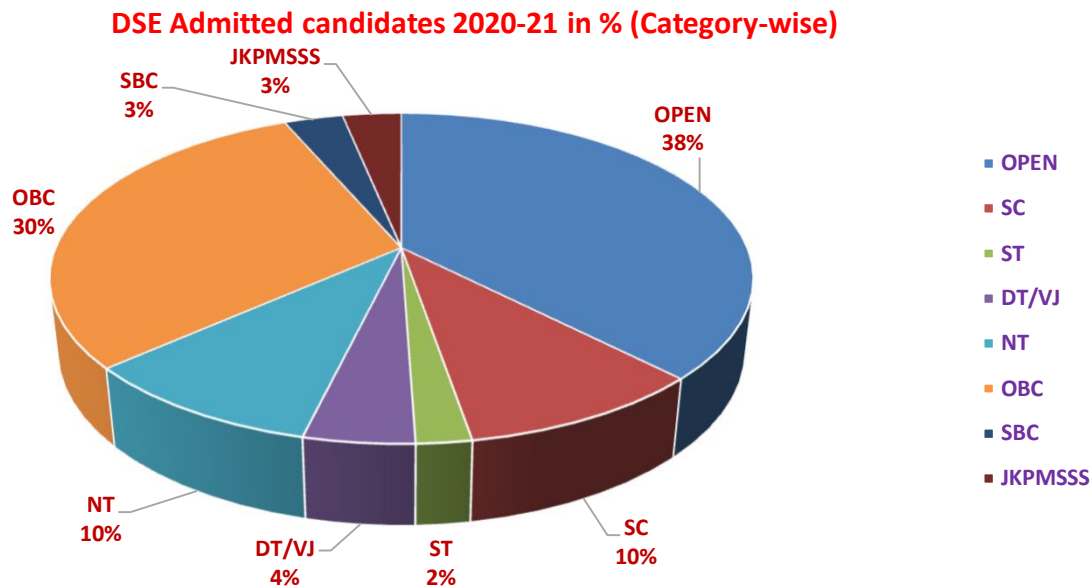
Cut-off indicates Maharashtra Merit No. and figure in bracket showing Diploma Percentage

Direct Second Year Engg. B. Tech. Admitted candidates 2020-21 Category-wise

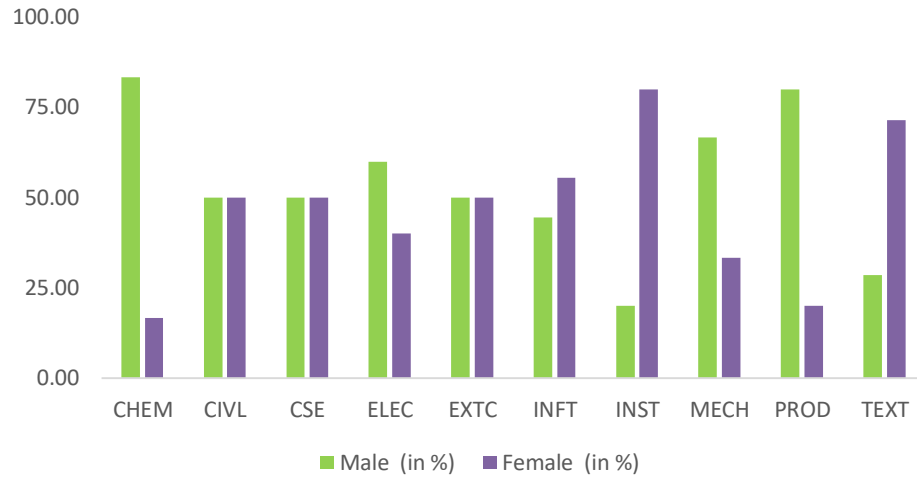
SN	Branch	OPEN	SC	ST	DT/VJ	NT	OBC	SBC	JKPMSSS	Total
1	CHEM	4					1	1		6
2	CSE	7	1	1		2	4		1	16
3	CIVL	1	1		1	1	3	1	2	10
4	ELEC	1			1	1	2			5
5	EXTC	6	2		1	1	6			16
6	INST	3	1				1			5
7	INFT	5	1				3			9
8	MECH	2	1	1		1	3	1		9
9	PROD	4	1		1	1	3			10
10	TEXT	2	1			2	2			7
	TOTAL	35	9	2	4	9	28	3	3	93

Out of these 93 students

- Person with Disability – 02 Nos.
- EWS – 16 Nos.
- Defence – 01 No.

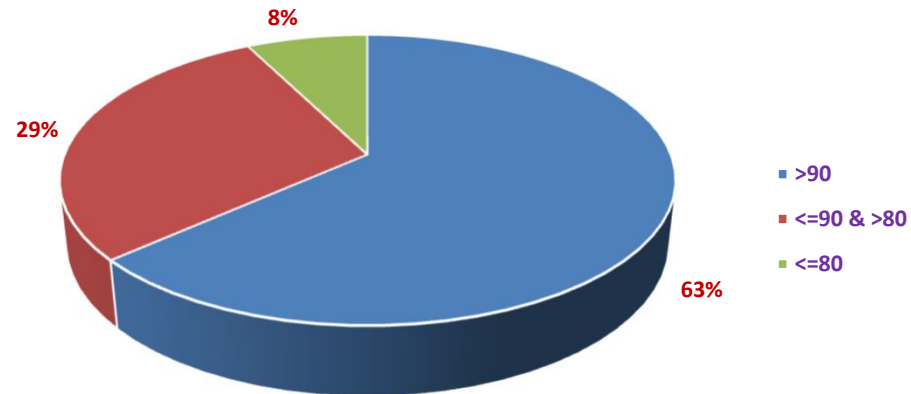


DSE Admitted candidates 2020-21 in % (Gender-wise)



Branch	Male (in Nos.)	Female (in Nos.)	Male (in %)	Female (in %)
CHEM	5	1	83.33	16.67
CIVL	5	5	50.00	50.00
CSE	8	8	50.00	50.00
ELEC	3	2	60.00	40.00
EXTC	8	8	50.00	50.00
INFT	4	5	44.44	55.56
INST	1	4	20.00	80.00
MECH	6	3	66.67	33.33
PROD	8	2	80.00	20.00
TEXT	2	5	28.57	71.43
TOTAL →	50	43	53.76	46.24

DSE B.Tech. Admitted 2020-21 Diploma %



F. Y. M. Tech. Cutoff 2020-21 Allotment in CAP Round-I

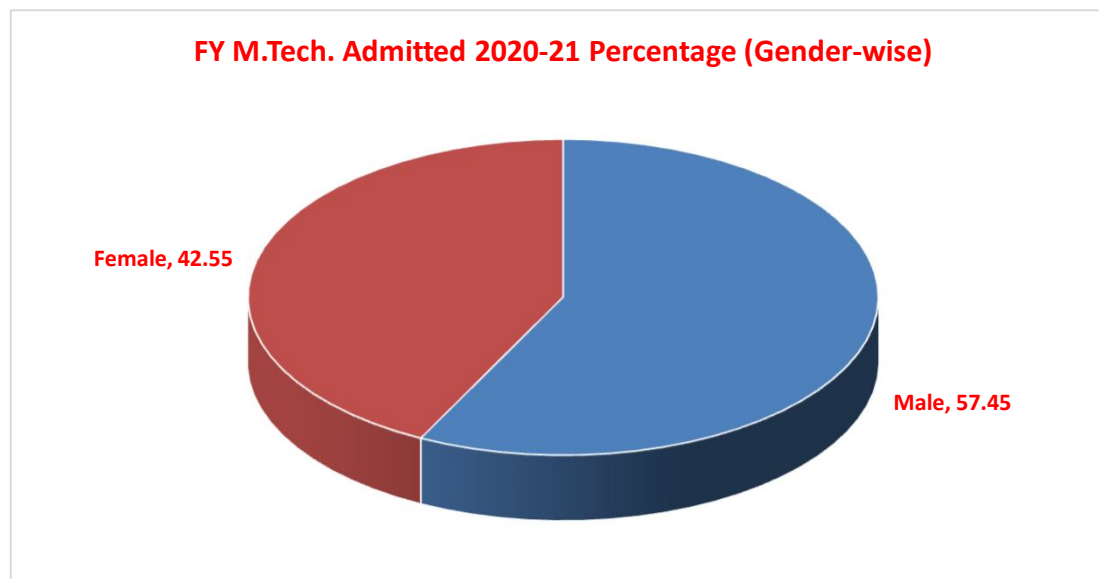
SN	COURSE	GOPENS	GSCS	GSTS	GVJS	GNT1S	GNT2S	GNT3S	GOBCS	EWS	SPONSORED	PWD
1	CWM	1212 (235)	1818 (20.71)		1336 (29.19)			3042 (14.20)	1667 (22.02)	2815 (15.10)		
2	STRU	722 (361)	1105 (271)			1983 (19.55)	911 (331)		1335 (29.19)	844 (343)	779 (62.87)	1858 (20.39)
3	INFT	5743 (6)										
4	CNIS	3470 (12.67)	4601 (9.33)						5070(8)	5865(5.67)		
5	AI	--	--	--	--	--	--	--	--	--	--	--
6	VLSI	2680 (15.67)	3399 (13)	4374 (10)	6186 (4.33)		6041 (5)		6176 (4.33)	4956 (8.33)		
7	INST	3916 (11.33)	5637 (6.33)	4577 (9.33)					4101 (10.67)		241 (71.30)	
8	CAD	2211 (18.07)	4689 (9.18)			2346 (17.41)			5559 (6.60)	6751 (0.66)		
9	PLM	637 (372)	1767 (21.26)				6635 (1.93)		1491 (24.98)	695 (365)	1014 (54.56)	
10	TEXT	2943 (14.64)										

Cell contains General Merit Number and figures in bracket indicate Merit Score (GATE Score / GATE Marks / UG)

F. Y. M. Tech. Admitted candidates 2020-21

SN	Course Code	ABBR	Course Name	SI	Admitted within SI	EWS Admitted	Vacant within SI
1	202019410	CWM	Civil Engineering (Water Management)	18	07	02	11
2	202026710	CNIS	Computer Networks and Information Security	18	11	00	07
3	202005010	AI	Artificial Intelligence	30	05	00	25
4	202024610	INFT	Information Technology	18	05	00	13
5	202046610	INST	Instrumentation Engineering	18	03	00	15
6	202062110	CAD	Mechanical Engineering (CAD/CAM)	25	10	00	15
7	202060910	PLM	Production Engineering (Life Cycle Management)	18	18	02	00
8	202021210	STRU	Structural Engineering	18	17	02	01
9	202089610	TEXT	Textile Technology	15	01	00	14
10	202062010	VLSI	VLSI and Embedded Systems Design	18	10	01	08
Total				196	87	07	109

*04 are Sponsored

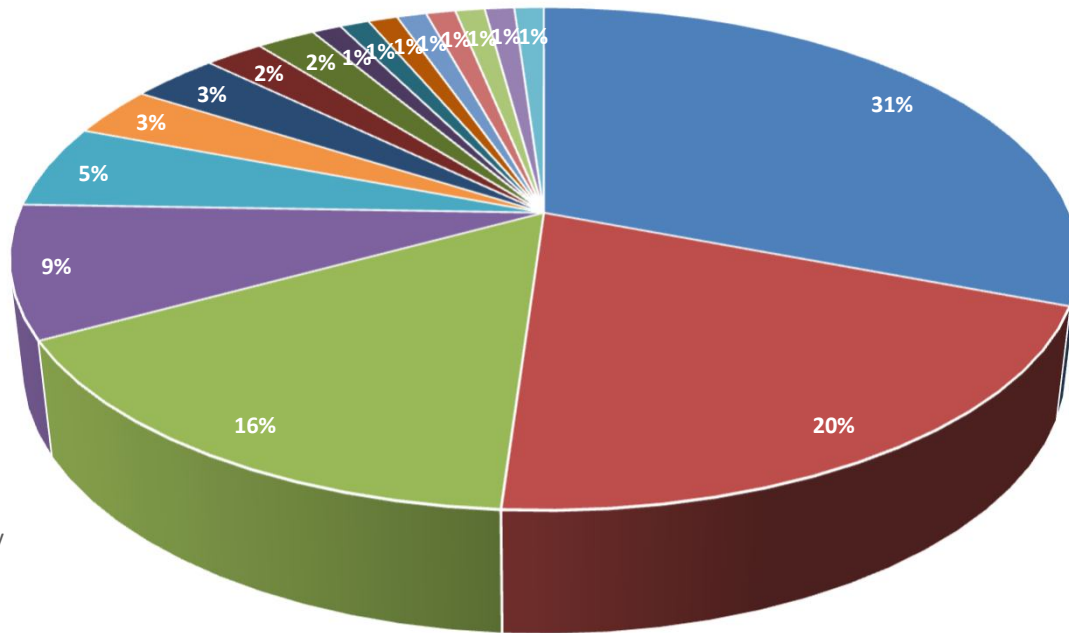


F.Y. M. Tech. Admission 2020-21 – University-wise

University	Strength	Percentage	University	Strength	Percentage
SRTMU, Nanded	29	30.85	SRM Institute of S & T, Chennai	1	1.06
Pune University	19	20.21	VIT, Pune	1	1.06
Dr. BAMU, Aurangabad	15	15.96	VJTI, Mumbai	1	1.06
SGGS, Nanded	8	8.51	VIT, Vellore	1	1.06
Amravati University	5	5.32	NIT Warangal	1	1.06
Mumbai University	3	3.19	Visvesvaraya Technological University	1	1.06
North Maharashtra University	3	3.19	Bharti vidyapeeth, Pune	1	1.06
Nagpur University	2	2.13	Yashwantrao Chavan, Nagpur	1	1.06
Solapur University	2	2.13	TOTAL	94	100

- SRT Marathwada University, Nanded
- Pune University
- Dr. BAMU, Aurangabad
- SGGS, Nanded
- Amravati University
- Mumbai University
- North Maharashtra University
- Nagpur University
- Solapur University
- SRM Institute of S & T, Chennai
- VIT, Pune
- VJTI, Mumbai
- VIT, Vellore
- NIT warangal
- Visvesvaraya Technological University
- Bharti vidyapeeth, Pune
- Yashwantrao Chavan, Nagpur

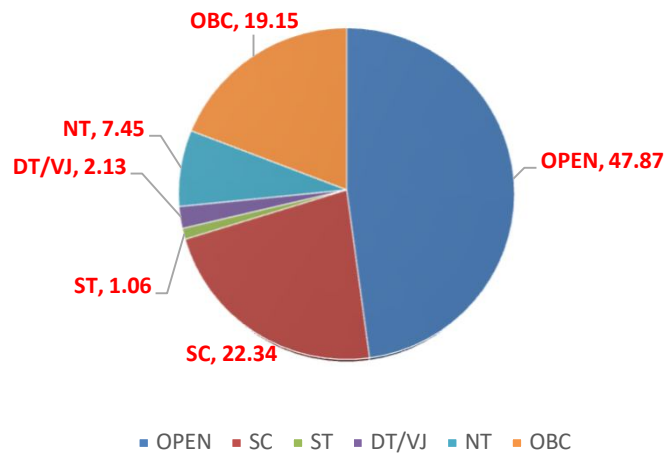
FY B.Tech. Admitted Candidates: F.Y. M. Tech. 2020-21 (University-wise)



F.Y. M.Tech. Admitted candidates 2020-21 Category-wise

SN	Branch	OPEN	SC	ST	DT/VJ	NT	OBC	Total
1	CWM	02	02			02	03	09
2	CNIS	08	02				01	11
3	AI	02	03					05
4	INFT	02	01				02	05
5	INST		02	01				03
6	CAD	07	03				01	11
7	PLM	08	03		01	02	05	19
8	STRU	12	02		01	01	03	19
9	TEXT	01						01
10	VLSI	03	03			02	03	11
	TOTAL	45	21	01	02	07	18	94

F.Y. M.Tech. Admitted candidates 2020-21 in % (Category-wise)



Thanks