

## Steps to fill Registration Form

Step 1: Do payment on SBI Collect and save receipt in PDF format

Step 2: Save your Final Merit Letter in PDF for Uploading, (Only for MTech candidates Save GATE score card for upload)

Step 3: Fill in google form for specific program First Year B Tech/DSE/M Tech and Submit

Note: No Need to fill separate form for different branches. Example: If candidate wants to apply for CSE and IT he should fill only one form.

## Steps to make payment on SBI Collect

Step1: Goto <https://www.onlinesbi.com/>

Step2: Select SB Collect

The screenshot displays the SBI Online Banking homepage. At the top, there is a navigation bar with the SBI logo on the left and a blue button labeled 'Select SB Collect' on the right. Below the navigation bar, a message states: 'If slowness is observed during Login Page loading, please refresh the page for better experience.' and 'SBI never asks for confidential information such as PIN and OTP from customers. Any such call can be made only by a fraudster. Please do not share personal info.'

The main content area is divided into two sections: 'PERSONAL BANKING' on the left and 'CORPORATE BANKING' on the right. The 'PERSONAL BANKING' section features a 'LOGIN' button and links for 'New User Registration /', 'How Do I', 'Customer Care', and 'Lock & Unlock User'. The 'CORPORATE BANKING' section features a 'LOGIN' button with a dropdown menu set to 'yono BUSINESS Now' and links for 'New Corporate Registration', 'How Do I', and 'Customer Care'. A note below the corporate login says: 'Have you tried our new simplified and intuitive business banking platform? Log in to yonobusiness.sbi to avail business banking services.'

Below these sections, a banner reads: 'For added security of your accounts, mandatory login password change after 180 days'. A grid of service links follows, including: 'SBI Salary Account', 'Linking of PAN with Aadhaar', 'Registration for Doorstep Banking', 'Fair Lending Practice Code', 'SBI General Insurance Document Download', 'SBI FasTag', 'SBI Mutual Fund', 'NRI Services', 'Customer Complaint Form', 'SBICAP Securities', 'SBICAP Trustee Company Ltd', 'SBI Express Remit', 'Customer Request and Complaint Form (NEW)', 'SBI Life Insurance', 'SBI Card', and 'OnlineSBI Global'. A 'More Useful Links' button is also present.

At the bottom, there is a promotional banner for 'SBI Easy Ride' with the text: 'Choose your ride. Own it easily. Presenting SBI Easy Ride'. It offers a 'pre-approved loan through YONO SBI App' with an 'EMI as low as ₹ 256/- per 10,000/-' and lists benefits: 'Easy EMIs | Easy Processing | Easy Delivery'. A small disclaimer at the very bottom reads: 'SMS <PA2W> <space> <last 4 digits of SBI a/c no.> to 567676 from your registered mobile no. to check eligibility.'

Step3: You will see following screen

The screenshot shows the SBI State Bank Collect payment portal. At the top, there is the SBI logo and the text 'State Bank Collect'. Below this, there are navigation links for 'Products & Services' and 'Know More', and a language selector for 'हिंदी'. The main banner features a globe, a laptop with 'PAYMENT ONLINE' on the screen, and the text 'STATE BANK COLLECT A MULTI-MODAL PAYMENT PORTAL'. Below the banner, there is a 'DISCLAIMER CLAUSE' section with a 'Terms Used' link. The disclaimer text includes: '> Corporate Customer: Firm/Company/Institution (F/C/I) collecting payment from their beneficiaries.', '> User: The beneficiary making a payment to F/C/I for the services/goods availed.', '> Bank shall not be responsible, in any way, for the quality or merchantability of any product/merchandise or any of the services related thereto, whatsoever, offered to the User by the Corporate Customer. Any disputes regarding the same or delivery of the Service or otherwise will be settled between Corporate Customer and the User and Bank shall not be a party to any such dispute. Any request for refund by the User on any grounds whatsoever should be taken up directly with the Corporate Customer and the Bank will not be concerned with such a request.', '> Bank takes no responsibility in respect of the services provided and User shall not be entitled to make any claim against the Bank for deficiency in the services provided by the Corporate Customer.', '> The User shall not publish, display, upload or transmit any information prohibited under Rule 3(2) of the Information Technology (Intermediaries guidelines) Rules, 2011.', and '> In case of non-compliance of the terms and conditions of usage by the User, the Bank has the right to immediately terminate the access or usage rights of the User to the computer resource of the Bank and remove the non-compliant information.' Below the disclaimer, there is a checkbox with the text 'I have read and accepted the terms and conditions stated above. (Click Check Box to proceed for payment.)'. A blue callout box on the left side of the screen contains the text 'Tick check box press Proceed'. A 'Proceed' button is located below the checkbox. At the bottom of the page, there is a footer with '© State Bank of India' and links for 'Privacy Statement', 'Disclosure', and 'Terms of Use'.

Example:

This screenshot is identical to the one above, but the checkbox for 'I have read and accepted the terms and conditions stated above. (Click Check Box to proceed for payment.)' is now checked. The 'Proceed' button remains visible below the checkbox.

Step 4: You will see following screen and Select options as per following image

SBI State Bank Collect

State Bank Collect / State Bank Mops

State Bank Collect / State Bank Collect

State Bank Collect 23-Dec-2021 [05:15 PM IST]

Select State and Type of Corporate / Institution

State of Corporate / Institution \* ----- Select State ----- Maharashtra

Type of Corporate / Institution \* ----- Select Type ----- Educational Institutions

Go

Mandatory fields are marked with an asterisk (\*)  
State Bank Collect is a unique service for paying online to educational institutions, temples, charities and/or any other corporates/institutions who maintain their accounts with the Bank.

© State Bank of India Privacy Statement Disclosure Terms of Use

Example:

SBI State Bank Collect

State Bank Collect / State Bank Mops

State Bank Collect / State Bank Collect

State Bank Collect 23-Dec-2021 [05:16 PM IST]

Select State and Type of Corporate / Institution

State of Corporate / Institution \* Maharashtra

Type of Corporate / Institution \* Educational Institutions

Go

Mandatory fields are marked with an asterisk (\*)  
State Bank Collect is a unique service for paying online to educational institutions, temples, charities and/or any other corporates/institutions who maintain their accounts with the Bank.

© State Bank of India Privacy Statement Disclosure Terms of Use

Step 5: You will see following screen and Select options as per following image

SBI State Bank Collect

State Bank Collect / State Bank Mops

State Bank Collect / State Bank Collect

State Bank Collect 23-Dec-2021 [05:37 PM IST]

Select from Educational Institutions

Educational Institutions Name \* -- Select Educational Institutions --

shri guru

PRINCIPAL, SHRI GURUDEO AYURVED COLLEGE

SHRI GURU GOBIND SINGHJI INST OF ENGG AND TECH NED

Select SHRI GURU GOBIND SINGHJI INST OF ENGG

Mandatory fields are marked with an asterisk (\*)

© State Bank of India Privacy Statement Disclosure Terms of Use

## Example

The screenshot shows the SBI State Bank Collect portal. At the top left is the SBI logo, and at the top right is the text "State Bank Collect". Below this is a blue navigation bar with "State Bank Collect" and "State Bank Mops". A breadcrumb trail shows "State Bank Collect / State Bank Collect" with an "Exit" link. The main header area displays "State Bank Collect" and the date "23-Dec-2021 [05:17 PM IST]". The page title is "Select from Educational Institutions". A form field labeled "Educational Institutions Name \*" contains the text "SHRI GURU GOBIND SINGHJI INST OF". Below the form are "Submit" and "Back" buttons. A red message box states: "Mandatory fields are marked with an asterisk (\*)". The footer includes "© State Bank of India" and links for "Privacy Statement", "Disclosure", and "Terms of Use".

Step 6: You will see following screen Do the selection as per following image

The screenshot shows the SBI State Bank Collect portal at a later stage. The header and navigation are identical to the previous screenshot. The main content area displays the logo and name of the selected institution: "SHRI GURU GOBIND SINGHJI INST OF ENGG AND TECH NED AT VISHNUPURI, NANDED, NANDED-431603". Below this is a section titled "Provide details of payment" with the label "Select Payment Category \*". A dropdown menu is open, showing a list of payment categories. A blue callout box with an arrow points to the "Spot Round Registration Fees -2021-22" option in the list. A red message box on the left contains instructions: "Mandatory fields are marked with an asterisk (\*)", "The payment structure document if available will", and "Date specified(if any) should be in the format of". The footer is the same as the previous screenshot.


Select Payment Category \*

-- Select Category --

- F. Y. - EBC/EWS -2021-22
- F. Y. - PHYSICALLY HANDICAPPED-2021-22
- F. Y.-SC/ST - 2021-22
- German Language Course Registration Fees
- Information Act Fees
- M-TECH EXTENSION FEES
- M-TECH - I -OPEN/OBC/SBC/VJ/NT/DNT/Ph-2021-22
- M-TECH - I- SC/ST-2021-22
- OTHER FEES
- Ph.D FEES (PART TIME)
- Ph.D. Course Work Examination (SRTMUN) Fees
- Research Symposium Registration Fees
- S. Y.-DIRECT - PHYSICALLY HANDICAPPED-2021-22
- S.Y. - DIRECT - EBC/EWS - 2021-22
- S.Y. - DIRECT - OBC/SBC/VJ/NT/DNT-2021-22
- S.Y. - DIRECT - OPEN-2021-22
- S.Y.-DIRECT - SC/ST -2021-22
- SGGS IDEA Lab
- Spot Round Registration Fees -2021-22**
- Synopsis late submission Fees

Select Spot Round Registration Fees -2022-23

Step 7: You will see following screen and fill in details as per following image



SHRI GURU GOBIND SINGHJI INST OF ENGG AND TECH NED  
AT VISHNUPURI, NANDED, , NANDED-431603

Provide details of payment


Select Payment Category *	<input type="text" value="Spot Round Registration Fee"/>	
Name of Candidate *	<input type="text"/>	Name of candidate as per dte registration
DTE Application ID *	<input type="text"/>	DTE application id eg: EN21*****, ME21*****, DSE21*****
Course *	<input type="text" value="--Select Course--"/>	Select course you want to take admission F.Y. B-Tech, DSE B-Tech, M.Tech
Date of Birth *	<input type="text"/>	
Mobile No *	<input type="text"/>	
Spot Round Registration Fees -2021-22 *	<input type="text" value="1000"/>	Fixed:Rs.1000
Remarks	<input style="width: 100%; height: 30px;" type="text"/>	

Please enter your Name, Date of Birth (For Personal Banking) / Incorporation (For Corporate Banking) & Mobile Number. This is required to reprint your e-receipt / remittance(PAP) form, if the need arises.

Name *	<input type="text"/>	
Date Of Birth / Incorporation *	<input type="text"/>	<input type="text"/>
Mobile Number *	<input type="text"/>	
Email Id	<input type="text"/>	
Enter the text as shown in the image *	<input type="text"/>	<b>8BF43</b>

Submit Reset Back


Step 8: after clicking submit you will see following window

State Bank Collect

State Bank Collect - State Bank Mops

State Bank Collect / State Bank CollectExit

State Bank Collect 23-Dec-2021 [05:52 PM IST]



SHRI GURU GOBIND SINGHJI INST OF ENGG AND TECH NED  
AT VISHNUPURI, NANDED, , NANDED-431603

Verify details and confirm this transaction

Category	Spot Round Registration Fees -2021-22
Name of Candidate	SACHIN WATTAMWAR
DTE Application ID	EN21123456
Course	F.Y. B-Tech
Date of Birth	22/07/2003
Mobile No	9876543219
Spot Round Registration Fees -2021-22	1000
Total Amount	INR 1,000.00
Remarks	

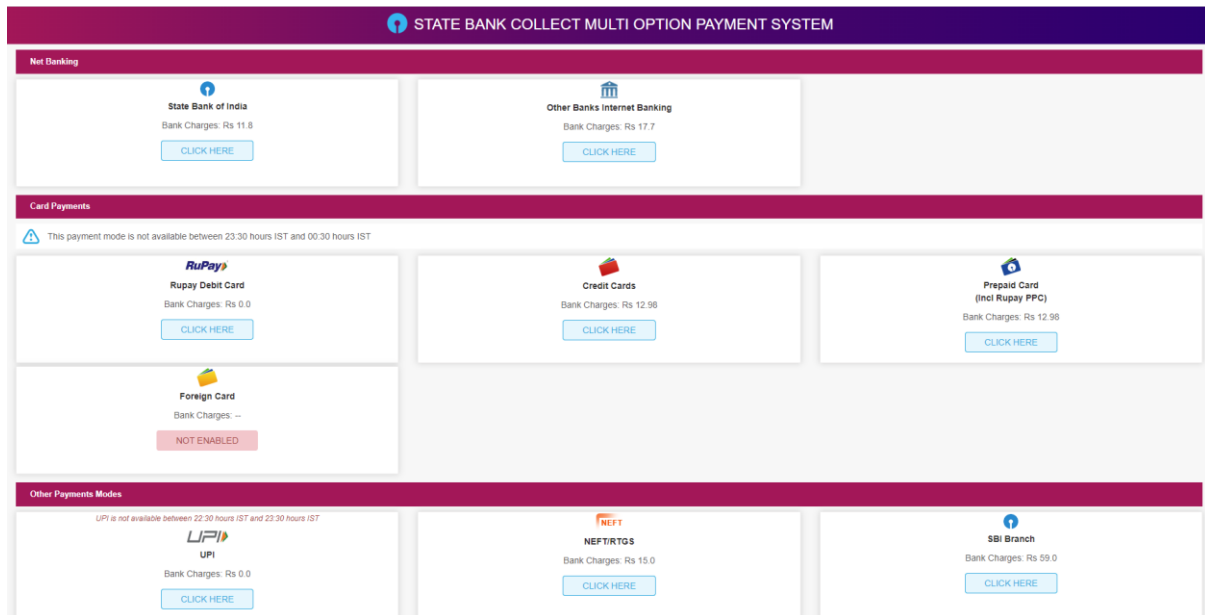
▪ Please ensure that you are making the payment to the correct payee.

Confirm Cancel

Click Confirm

© State Bank of India Privacy Statement | Disclosure | Terms of Use

Step 9: after Confirm you will be directed to payment page where you can choose the option of your choice



Step 10: Do payment and save pdf for upload in google form.