

Report of Green, Environment, Energy, Waste Management, Soil & Water, Air Quality and Hygiene Audits



Submitted to

**SHRI GURU GOBIND SINGHJI INSTITUTE OF
ENGINEERING AND TECHNOLOGY,
VISHNUPURI, NANDED-431 606,
MAHARASHTRA, INDIA**

Date of Audit: 16.12.2024
Date of Issue: 24.12.2024
Date of Validity: 15.12.2026

NSF/PR/34



Submitted by

NATURE SCIENCE FOUNDATION

[A Unique Research and Development Centre for Society Improvement]


An ISO/IEC 17020:2012 Accredited Type 'A' Inspection Body [Reg. No. IB 121]
by NABCB, QCI, Ministry of Commerce and Industry, Government of India

No. 2669, LIG-II, Gandhi Managar, Peelamedu
Coimbatore 641 004, Tamil Nadu, India.

Phone: 0422 4917999, Mobile: 9566777255, 9566777258

Email: director@nsfonline.org.in, Website : www.nsfonline.org.in

Report of Green, Environment, Energy, Waste Management, Soil & Water, Air Quality and Hygiene Audits



Submitted to

**SHRI GURU GOBIND SINGHJI INSTITUTE OF
ENGINEERING AND TECHNOLOGY,
VISHNUPURI, NANDED-431 606,
MAHARASHTRA, INDIA**

Date of Audit: 16.12.2024
Date of Issue: 24.12.2024
Date of Validity: 15.12.2026



Submitted by

NATURE SCIENCE FOUNDATION

[A Unique Research and Development Centre for Society Improvement]
An ISO/IEC 17020:2012 Accredited Type 'A' Inspection Body [Reg. No. IB 121]
by NABCB, QCI, Ministry of Commerce and Industry, Government of India
No. 2669, LIG-II, Gandhi Managar, Peelamedu
Coimbatore 641 004, Tamil Nadu, India.
Phone: 0422 4917999, Mobile: 9566777255, 9566777258
Email: director@nsfonline.org.in, Website : www.nsfonline.org.in

Report of Green, Environment, Energy, Waste Management, Soil & Water, Air Quality and Hygiene Audits

Submitted to

**SHRI GURU GOBIND SINGHJI INSTITUTE OF
ENGINEERING AND TECHNOLOGY,
VISHNUPURI, NANDED-431 606,
MAHARASHTRA, INDIA**

Cross Reference & Traceability - File No: 34

- Certificate No: NSF/PR/7.4.2./01
- Datasheet No: NSF/PR/F/7.1.7/01 – 07
- Non-Conformities Sheet No: NSF/PR/7.8
- Report No: NSF/PR/7.5 /02
- Checklist No: NS/PR/F/7.1.7
- Date of Audit: 16.12.2024
- Date of Issue: 24.12.2024
- Date of Validity: 15.12.2026

NSF/PR/34



Submitted by

NATURE SCIENCE FOUNDATION

[A Unique Research and Development Centre for Society Improvement]
An ISO/IEC 17020:2012 Accredited Type 'A' Inspection Body [Reg. No. IB 121]
by NABCB, QCI, Ministry of Commerce and Industry, Government of India
No. 2669, LIG-II, Gandhi Managar, Peelamedu
Coimbatore 641 004, Tamil Nadu, India.

Phone: 0422 4917999, Mobile: 9566777255, 956677725

Email: director@nsfonline.org.in, Website : www.nsfonline.org.in



NATURE SCIENCE FOUNDATION

(A Unique Research and Development Centre for Society Improvement)

ISO 9001:2015, 14001:2015 & 50001:2018 Certified and ISO/IEC 17020:2012 Accredited
Type 'A' Inspection Body by NABCB [Reg. No. IB 121], QCI, Ministry of Commerce and Industry

📍 No. 2669, LIG-II, Gandhi Managar, Peelamedu, Coimbatore - 641 004, Tamil Nadu, India.

☎ 95667 77255, 95667 77258 ✉ director@nsfonline.org.in 🌐 www.nsfonline.org.in

S. RAJALAKSHMI, M.B.A., Ph.D., FNSF,
rman

Mr. P. KANAGARAJ, FNSF,
Secretary

Certificate of Declaration

The **Office of Nature Science Foundation**, Coimbatore, Tamil Nadu declare that

1. Nature Science Foundation has conducted onsite green audit at **Shri Guru Gobind Singhji institute of Engineering and Technology, Vishnupuri, Nanded-431 606, Maharashtra, India** by deputing certified Lead Auditors and Technical Experts.
2. On the basis of audit observations by the auditors and pertinent data collected from the Auditee, the Technical Report has been prepared and being submitted.
3. Data presented in the Technical Report are verified and to best of our knowledge, the data are authentic and reliable.
4. Nature Science Foundation declares that data generated were not shared with any third parties and the soft copy of the report is available with Nature Science Foundation's Office.
5. Provided the Auditee desired to publish or share the data with other agencies, Nature Science Foundation has no conflict of interest.
6. We at Nature Science Foundation express our deep sense of gratitude to the Management for given an opportunity to conduct green audit at their premises in compliance with NAAC criteria in line with ISO/IEC 17020:2012 standards and NABCB guidelines and for whole hearted support extended at the time of onsite audit. Our sincere thanks to NAAC, IQAC Coordinators and Head of the Departments of the Organization for their intangible assistance and cooperation extended to the audit team at the time of physical facility verification.

Date: 16.12.2024

Place: Coimbatore

SALAYARAJ Digitally signed
by SALAYARAJ
RAJALAKSHMI
HMI Date: 2024.12.24
14:24:58 +05'30'

Authorized Signatory
Nature Science Foundation



NSF PR 34



For: [Signature]
Signature of the Director
NSF Audit Processes

Dr. D. Vinoth Kumar, M.Sc., M.Phil., Ph.D., FNSF.,
Director
NATURE SCIENCE FOUNDATION
No. 2669, LIG - II, Gandhi Managar
Coimbatore - 641 004, Tamil Nadu, India.

[Signature]
Mr. E. Murugesan
Chief Executive Officer
NATURE SCIENCE FOUNDATION
No. 2669, LIG - II, Gandhi Managar
Peelamedu, Coimbatore - 641 004,
Tamil Nadu, India.



**National Accreditation Board
for Certification Bodies**



Accreditation Certificate

NABCB

hereby confirms that

Nature Science Foundation

No. 2669, LIG-II, Gandhi Managar,
Peelamedu, Coimbatore – 641004,
Tamil Nadu, India

complies with

NABCB Accreditation Criteria for Inspection Bodies

(ISO/IEC 17020:2012)

as Type 'A' Inspection Body

to carry out

Inspection

as per accompanying

Schedule I : Scope of Accreditation

Schedule II : Office(s) under Accreditation

Accreditation Certificate No.: IB 121

Date of Initial Accreditation : January 10, 2024

Validity of Accreditation : January 09, 2027

January 10, 2024

Issue Date

(Please refer <http://nabcb.qci.org.in> for validity of the certificate or contact NABCB for any related queries)

(Rajesh Maheshwari)
Chief Executive Officer



National Accreditation Board for Certification Bodies



Schedule I

(Scope of Accreditation)

Nature Science Foundation

Type 'A' Inspection Body

IAF Scope / Field of Inspection and Specific Item(s)	Stage and Range of Inspection(s)	Inspection Requirement(s) Standards / Regulations / Methods / Procedures	
		Number identification with year of publication	Title
IAF Scope 28 Buildings and Associated Infrastructure Green Audit	Green audit of educational institutions as per NBC2016 Part 11	NBC 2016 (Part-11) 14-29/2022 dated 26 05 2022	National Building Code Part 11 Approach to Sustainability NAAC Advisory Client Requirements in the form of QAP mentioning required specification and scope mentioned in this scope. However, the applicable National & International Codes and Standards shall be among those which are either referred in the scope statement or shall be equivalent to the standards described above for the relevant scope category

January 10, 2024
Issue Date


(Rajesh Maheshwari)
Chief Executive Officer

(The schedule must be accompanied by the Accreditation Certificate No. IB 121 valid upto January 09, 2027)

Page 1 of 1



National Accreditation Board for Certification Bodies



Schedule II

(Office(s) under Accreditation)

Nature Science Foundation

Location	Address	Key activities performed
Coimbatore Tamil Nadu (Main Office)	No 2669, LIG-II, Gandhi Managar, Peelamedu, Coimbatore – 641004, Tamil Nadu, India	Top Management functions, Quality Management System functions, administration & accounts, other key activities. Inspection contract review, Inspection planning & execution, Inspection personnel authorization & assignment, Issue of inspection reports / certificates.

January 10, 2024
Issue Date


(Rajesh Maheshwari)
Chief Executive Officer

(The schedule must be accompanied by the Accreditation Certificate No. IB 121 valid upto 09 January 2027)

Page 1 of 1



Regd. No. 114/2017

NATURE SCIENCE FOUNDATION

[A Unique Research and Development Centre for Society Improvement]
An ISO/IEC 17020:2012 Accredited Type 'A' Inspection Body [Reg. No. IB 121]
by National Accreditation Board for Certification Bodies (NABCB),
QCI, An Autonomous body under Ministry of Commerce & Industry, India.

Inspection Certificate

This is to certify that **Shri Guru Gobind Singhji Institute of Engineering and Technology, Vishnupuri, Nanded - 431 606, Maharashtra, India** has implemented ecofriendly sustainability practices in line with National Building Code of India, Part 11 (Approach to Sustainability) which covers the following areas,

1. Green Audit
2. Environment Audit
3. Energy Audit
4. Waste Management Audit
5. Soil and Water Audit
6. Air Quality Audit
7. Hygiene Audit



Date of Inspection: 16.12.2024

Date of Issue: 24.12.2024

Date of Validity: 15.12.2026

Cross Reference & Traceability - File No: 34

Certificate No: NSF/PR/7.4.2 /01

Datasheet No: NSF/PR/F/7.1.7/01 - 07

Non-Conformities Sheet No: NSF/PR/7.8

Report No: NSF/PR/7.5 /02

Checklist No: NS/PR/F/7.1.7

Dr. D. Vinoth Kumar
Director (Audits)



SALAYARAJ Digitally signed by
SALAYARAJ
RAJALAKSHMI RAJALAKSHMI
MI Date: 2024.12.24
13:21:41 +05'30'

Dr. S. Rajalakshmi
Chairman

No. 2669, LIG-II, Gandhi Managar, Peelamedu, Coimbatore - 641 004, Tamil Nadu, India.

Phone: 0422 4917999; Mobile: 95667 77255; 95667 77258

Email: director@nsfonline.org.in, Website: www.nsfonline.org.in

Note: Organization management is responsible for the validated not meeting the requirements during the Inspection Process.

CONTENTS

S.No.	Details of Reports	Page No
1.	General Introduction	9
1.1.	Introduction	9
1.2.	Importance of National Building Code	9
1.3.	Environment Friendly Campus	10
1.4.	About Nature Science Foundation (NSF)	10
1.5.	About the organization	11
1.6.	Audit Team Details	13
1.7.	List of Instruments used in the Inspection Process	15
1.8.	Use of Personal Protective Equipment (PPE)	19
2.	Green Audit	21
2.1.	Introduction	21
2.2.	Importance of green audit	21
2.3.	Green audit observations	21
2.3.1.	Facilities for Human Comforts (NBC checkpoint 3.2. and 3.9.)	22
2.3.2.	Natural topography, vegetation and monitoring (NBC checkpoint 6.2.4.)	22
2.3.3.	Landscape design and soil erosion control (NBC Checkpoint 7.1.1. – 7.1.3.)	23
2.3.4.	Establishment of different gardens, vertical landscaping and roof gardens (NBC Checkpoint 7.1.1. – 7.1.3.)	24
2.3.5.	Survey of Flora and Fauna (NBC Checkpoint 12.4.5. and 12.4.6.)	24
3.	Environment Audit	25
3.1.	Introduction	25
3.2.	Organization Details	26
3.3.	Environment audit observations	26
3.3.1.	Integrated Water Management System (NBC Checkpoint 3.7. and 7.2.1.)	27
3.3.2.	Corporate Governance (NBC Checkpoint 3.10.)	27
3.3.3.	Safety measures and green building conservation code (NBC Checkpoint 3.11.)	27
3.3.4.	Applicability and Implementation (NBC checkpoint 4 and 5)	28
3.3.5.	Parking facilities to reduce Heat Island Effect (NBC checkpoint 7.4.1.)	28
3.3.6.	Public transport, low emitting vehicles and control of car smokes (NBC Checkpoint 7.4.1. – 7.4.7)	28
3.3.7.	Pedestrian path facility at the campus (NBC Checkpoint 7.4.3.)	28
3.3.8.	Carbon footprint	29
3.3.9.	Selection of Building Material (NBC checkpoint 9.1. – 9.3.)	29
3.3.10.	Waste and Water management activities (NBC Checkpoint 10.1.)	29
3.3.11.	Post Occupancy maintenance	30
4.	Energy Audit	31
4.1.	Introduction	31
4.2.	Energy audit observations	31
4.2.1.	Energy Efficient Design and Process (NBC Checkpoint 3.5, 3.6 & 3.8.)	32
4.2.2.	Lighting facilities (NBC Checkpoint 6.2.2 – 6.2.10, 7.1.1.2 and 7.5)	33

4.2.3.	Building Service Optimization (NBC Checkpoint 11)	33
4.2.4.	Energy consumption and cost profile (NBC Checkpoint 12.3.4.)	34
4.2.5.	Power consuming equipment and electrical appliances	35
4.2.6.	Carbon footprint	36
4.2.7.	Calculation of carbon footprint	36
4.2.8.	Noise level measurements (NBC Checkpoint 12.4.4.)	37
4.2.8.1.	Light intensity measurement at the campus	39
4.2.8.2.	Voltage Measurement at the Campus	40
4.2.9.	Operation and Maintenance (NBC Checkpoint 13)	41
5.	Waste Management Audit	42
5.1.	Introduction	42
5.2.	Observations of the waste management audit	42
5.2.1.	Technology Options (NBC Checkpoint 3.3 and 3.4.)	43
5.2.2.	Waste Management Practices (NBC Checkpoint 10.6, 10.7 and 12)	43
6.	Soil and Water Audit	46
6.1.	Introduction	46
6.2.	Soil and Water audit observations	46
6.2.1	Geology, topography and soil condition (NBC Checkpoint 12.4.1)	47
6.2.2.	Assessment of Physico-chemical property of Soil samples	47
6.3.	Water management activities (NBC Checkpoint 7.3, 10.2 – 10.5 and 12.4.2.)	49
6.3.1.	Operational water supply thro' drip and sprinkler systems	49
6.3.2.	Rainwater harvesting system and percolation pond	50
6.3.3.	Water quality	50
6.3.4.	Standards for physico-chemical properties of water	51
6.3.5.	Water consumption rate	52
7.	Air Quality Audit	53
7.1.	Introduction	53
7.2.	Measurement of carbon dioxide level in the campus	53
7.3.	Air quality audit observations (NBC Checkpoint 12.4.3.)	53
7.4.	Atmospheric oxygen level measurements analysis and interpretation	54
8.	Hygiene Audit	56
8.1.	Introduction	56
8.2.	Hygiene audit observations	57
8.2.1.	Observation on Personal Hygiene and Safety measures (NBC Checkpoint 12.3.6 and 12.3.7.)	57
8.2.2.	Napkin disposal facility	58
8.3.	Legal compliances	59
9.	Conclusion	60
10.	References	61

1.1. I

contr
less e
Green
system
the en
green
aware
to var
and
stake

1.2. I

regula
witho
and s
Gover
the N
provis
Earth
manag
alterna
constr

enviro
ecofric
and fi
structu
safety
buildin
non-de
only o
polluti

comm
sustain
offers
the na
signifi
environ
rainwa

1. GENERAL INTRODUCTION

1.1. Introduction

Green campus is an area of the Organization or the Organization as a whole itself contributing to have an infrastructure or development that is structured/planned to incur less energy, less water, less or no CO₂ emission and less or pollution free environment. Green Audit is a tool to evaluate environment management system which is systematically executed to protect and preserve the environment. Green audit constitutes the environmental friendly practices and education combined to promote sustenance of green environment by adopting user-friendly technology within the campus. It creates awareness on environmental ethics, resolves environmental issues and offers solutions to various social and economic needs. It strengthens the concept of 'Green Building' and 'Oxygenated Building' which in turn provides a healthy atmosphere to the stakeholders.

1.2. Importance of National Building Code (NBC)

National Building Code (NBC) of India has a set of rules and guidelines that regulates construction of buildings and as well as ecofriendly activities of the campus without harming the environment. In order to achieve the minimum standards of welfare and safety of stakeholders of a campus, the Governing body of Central and State Governments lays down a set of guidelines to offer sustainable environment. In 1970, the National Building Code (NBC) was first published in India and the significant provisions of the Indian Building Code involve: 1. Structural safety of the building, 2. Earthquake-resistant building design, 3. Fire and life safety, 4. Solid waste management, 5. Accessibility for differently-abled and senior citizens, 6. Use of alternative building techniques and 7. Environmentally compatible building construction techniques like the use of solar power, rainwater harvesting, etc.

NBC is not only offer a standard uniform benchmark that constructors and environmentalists must meet, but they also establish safety standards along with ecofriendly atmosphere of a campus for years to come. As extreme weather conditions and fires are growing rapidly in the country, it becomes vital that buildings and structures be built and designed using the current building codes to allow for maximum safety sustainability and resilience to the stakeholders. For instance, new and updated building codes put much emphasis on conservation as energy and the degradable and non-degradable wastes are the most expensive byproduct of older regions. This will not only offer environmental benefits to future generations but will also regulate indoor air pollution and greenhouse gas emissions to protect the health of human beings.

Before the introduction of NBC in the construction industry, building commercial and residential properties used a lot of energy which adversely affected the sustainable environment. Thus, enforcing building codes to create low-energy buildings offers a tangible way for the company to help decrease the greenhouse gas emissions of the nation. While safety is the primary objective, new building codes are making significant contributions toward solving energy issues relating to the use of environmentally compatible construction techniques like planting trees, landscaping, rainwater harvesting and renewable and non-renewable energy sources.

1. GENERAL INTRODUCTION

1.1. Introduction

Green campus is an area of the Organization or the Organization as a whole itself contributing to have an infrastructure or development that is structured/planned to incur less energy, less water, less or no CO₂ emission and less or pollution free environment. Green Audit is a tool to evaluate environment management system which is systematically executed to protect and preserve the environment. Green audit constitutes the environmental friendly practices and education combined to promote sustenance of green environment by adopting user-friendly technology within the campus. It creates awareness on environmental ethics, resolves environmental issues and offers solutions to various social and economic needs. It strengthens the concept of 'Green Building' and 'Oxygenated Building' which in turn provides a healthy atmosphere to the stakeholders.

1.2. Importance of National Building Code (NBC)

National Building Code (NBC) of India has a set of rules and guidelines that regulates construction of buildings and as well as ecofriendly activities of the campus without harming the environment. In order to achieve the minimum standards of welfare and safety of stakeholders of a campus, the Governing body of Central and State Governments lays down a set of guidelines to offer sustainable environment. In 1970, the National Building Code (NBC) was first published in India and the significant provisions of the Indian Building Code involve: 1. Structural safety of the building, 2. Earthquake-resistant building design, 3. Fire and life safety, 4. Solid waste management, 5. Accessibility for differently-abled and senior citizens, 6. Use of alternative building techniques and 7. Environmentally compatible building construction techniques like the use of solar power, rainwater harvesting, etc.

NBC is not only offer a standard uniform benchmark that constructors and environmentalists must meet, but they also establish safety standards along with ecofriendly atmosphere of a campus for years to come. As extreme weather conditions and fires are growing rapidly in the country, it becomes vital that buildings and structures be built and designed using the current building codes to allow for maximum safety sustainability and resilience to the stakeholders. For instance, new and updated building codes put much emphasis on conservation as energy and the degradable and non-degradable wastes are the most expensive byproduct of older regions. This will not only offer environmental benefits to future generations but will also regulate indoor air pollution and greenhouse gas emissions to protect the health of human beings.

Before the introduction of NBC in the construction industry, building commercial and residential properties used a lot of energy which adversely affected the sustainable environment. Thus, enforcing building codes to create low-energy buildings offers a tangible way for the company to help decrease the greenhouse gas emissions of the nation. While safety is the primary objective, new building codes are making significant contributions toward solving energy issues relating to the use of environmentally compatible construction techniques like planting trees, landscaping, rainwater harvesting and renewable and non-renewable energy sources.

1.3. Environment Friendly Campus

As stated earlier, Organization is liable to provide an eco-friendly atmosphere along with good quality of drinking water facility to all the stakeholders. Manuring the cultivated plants/grown within the campus may applied with organic manure, cow dung, farmyard manure and vermicompost instead of using chemical fertilizers. All non-compostable and single-use disposable plastic items, plastic utensils, plastic straws and stirrers should be avoided. Demonstration / awareness programme on establishing plastic-free environment and utility of organic alternatives for all incoming and current students, staff and faculty should be organized. Reduction of use of papers alternated with e-services, e-circulars, etc., and proper disposal of wastes, recycling and suitable waste management system should be considered to establish environment friendly campus.

The term 'auditing' is to examine the management practices and to evaluate performance of an organization in relation to environmental issues. World along with Associated Chambers of Commerce and Industry of India (ASSOCHAM), Green Building Council (IGBC) and Green Ratings Systems (GBCRS), Green Rating for Integrated Habitat Assessment (GRIHA), Bureau of Energy Efficiency (BEE), Leadership in Energy and Environmental Design (LEED), CII-GreenCo –GreenCo Rating System (CII-GRS), Food Safety Management System & Occupational Safety & Health (FSMS), Swachh Bharath under India Clean Mission (SBICM) and International Standard Organization (ISO 2021) have formulated a series of standards in the field of environmental auditing. These standards are basically intended to guide organizations and auditors on the general principles common to the execution of environmental audits.

Green Audit (ISO/IEC 17020:2012) comprised green campus, environment, energy, waste management (solid, liquid, municipal sewage, biomedical, plastic and electronic wastes), water, soil, air quality and hygienic audits are playing important role in Academic Institutions, R&D Organizations and Industries towards the accreditation process as well as maintaining a hygienic eco-friendly environment to the stakeholders in their campus. All audits will be conducted as per the Government Law and Environmental and the concept of Swachh Bharath Abhiyan under Clean India Mission.

1.4. About Nature Science Foundation (NSF)

NSF is the ISO QMS (9001:2015), EMS (14001:2015), OHSMS (45001:2018) & EnMS (50001:2018) and ISO/IEC 17020:2012 Accredited Type 'A' Inspection Body [Reg. No. IB 121] by NABCB, QCI, Ministry of Commerce and Industry, Government of India. NSF is managed by a Board of Trustees which is a Public Charitable Trust registered under the TN Societies registration Act 1975 (TN Act 27 of 1975) on 29th November, 2017 at Peelamedu, Coimbatore 641 004, Tamil Nadu, India with Certificate of Registration No. 114 / 2017. In addition, NSF has 12AA, 80G and Form 10AC certificates for income tax exemption and implanting various Government schemes. The main motto of the NSF is 'Save the Nature to Save the Future' and 'Go Green to Save the Planet'.

1.5. About the Organization

Shri Guru Gobind Singhji Institute of Engineering and Technology (SGGSIET)

Established in 1981, Shri Guru Gobind Singhji Institute of Engineering and Technology (SGGSIET), Nanded, is one of the promising leader institutions in technical education, research and technology transfer. Since its inception, the institute is dedicated to students' centric learning and believes in pursuing academic excellence. It is having neat, clean and green campus spread over land of 46 acres. It receives 100% grant-in aid from Government of Maharashtra.

In less than 25 years of its inception, the Institute has made a mark in technical education and quality research which got endorsed by a third party survey constituted by Government of Maharashtra and headed by Dr. F. C. Kohli, Chairman, TCS. Through that survey conducted in 2004, SGGSIET, Nanded is identified as an Institute which can be raised to the level of Center of Excellence along with three other well established organizations such as College of Engineering, Pune; VJTI, Mumbai and ICT, Mumbai. The institute offers 10 undergraduate and 10 postgraduate programs. It also offers Ph.D. programs in most of the areas of Engineering under Swami Ramanand Teerth Marathwada University, Nanded and is also selected as research center for faculty under QIP of Ministry of HRD, Government of India, New Delhi. Schemes of NDF of AICTE, Vishweshwarayya Ph. D. scheme of MeitY, Maulana Azad Scheme, and Institute research scholar scheme are the funded schemes for pursuing Ph. D. are available in the institute. The institute is granted autonomous status by the University Grants Commission since 2004. The Institute has state-of-art equipment and machinery for teaching, research, consultancy and extension services. It has received substantial financial assistance for laboratory development and research from various funding agencies like AICTE, DST, BARC, NRB, etc.. apart from funding received under the three phases of world bank assisted TEQIP and from Government of Maharashtra. Institute has established DST-FIST sponsored laboratories. Faculty research abilities and efforts have culminated into establishment of a "Center of Excellence" in the area of Signal and Image Processing under TEQIP. In addition, the institute has established center of excellence in Metal Forming, VLSI, and Solar Energy. The Institute fosters very progressive and pragmatic approach in providing its services to all of its stakeholders.

The Institute has collaborations with a number of premier institutes (including foreign universities) and industries through which substantial opportunities like internships, credit transfers and industry relevant projects. Recently institute has signed MoUs for academic collaboration with Foreign Universities like CUNY CREST and Civil Engineering Department, The City University of New York, USA, Oakland University Michigan, USA, SAI Technologies, USA and Universiti Teknologi Petronas, Malaysia. MoU's are also signed with Industry associations such as CMIA, Aurangabad, NIMA, Nashik, industries like TCS, Indus Aviation Pune, ChipSpirit Bangalore, Mentor Graphics (A Siemens Business) etc.

The institute has established the industry supported laboratories like E-PASS laboratory sponsored by Emerson Automation Solution, Mumbai, Center for VLSI Design and Verification by Mentor Graphics, USA and NVIDIA GPU Education Center, Pune giving fillip to the research and skill development activities. The research culture of

the institute has been proven through publication in peer reviewed journals and reputed international conferences.

Institute has excellent track record of publications with recent statistics as 1200+ peer reviewed publications, 8000+ research citations, 25 patents filed and two awarded. Many faculty members act as reviewers for international journals and have published 46 books. Establishment of Innovation Laboratory, incubation center and participation of students in various innovation projects is a key feature of the institution. Institute organizes national level STTP, workshops, seminars, conferences regularly. Institute hosted three prestigious international conferences last year in collaboration with national and international premier institutes.

Institute boasts for having 25+ Placement MNC partners. Average placement record for last five years is above 60%. Training and Placement Cell maintain a strong bond between Institute and the Industry. The institute is having a very active Alumni network with SEAA (SGGS Engineers Alumni Association) as its front end registered organization. Alumni Meet is organized annually on the campus. Recently, Alumni Meets were organized Abroad: USA Meets 2015 at New Jersey and San Jose, Gulf Meet 2016 at Dubai, USA Meets 2016 at New Jersey, San Jose and Atlanta.

The Institute has two buildings for boys' hostel to accommodate 600 students and three buildings for girls' hostel to accommodate 618 girls. In addition to this, institute provides family accommodation to full time Ph.D. students, guest rooms, medical attention and hygienic food courts and mess. Institute library has separate two storied block of 12400 Sq. ft. surrounded by lush green area. It has a stock of more than 56000 books and 4000 bound volumes of national and international journals. Institute currently subscribes 72 National and 59 International journals annually. Reading room of library is having capacity of 250 students, where readers find conducive environment for reading and study. Library automation and subscription to many e-journals such as IEEE, ASCE, ASME, Springer and Science Direct etc. have made the library a rich knowledge resource and repository. We make use of Turnitin for plagiarism check.

Institute provides the common facilities like Auditorium, Open Air Theater, Departmental stores, and canteens on campus. The campus is having round the clock security, uninterrupted power supply, High Speed internet (1GBPS from NKN and 300 MBPS from Jio)with Wi-Fi Connectivity throughout the campus. Institute operates a very efficient transport system with a fleet of 08 buses.

On sports front the institute provides indoor facilities such as air conditioned well equipped Gymnasium, Table tennis hall. Outdoor sports spacious arena include volley ball court, basket ball court, cricket turf wicket ground, 400 m athletic track, tennis clay court with flood lights and badminton court.

1.6. Audit Team Details

1. **Date of Audit** : **16.12.2024**
2. **Audit Site** : **Shri Guru Gobind Singhji Institute of Engineering and Technology, Vishnupuri, Nanded-431 606, Maharashtra, India**
3. **Inspection Body** : **Nature Science Foundation**
Coimbatore, Tamil Nadu, India.
4. **Audit Scope** : **Green, Environment, Energy, Waste Management, Soil & Water, Air Quality and Hygiene Audits as per ISO/IEC 17020:2012**
5. **Name of the Auditing Chairman** : **Dr. S. Rajalakshmi**
ISO QMS, EMS and EnMS Certified Lead Auditor
ISO 17020:2012 (Green Audit), Founder & Chairman of NSF.
6. **Name of the Auditing Team Leader** : **Dr. D. Vinoth Kumar**
ISO QMS, EMS and EnMS Certified Lead Auditor & ISO 17020:2012 (Green Audit)
Director & Technical Manager, NSF.
7. **Name of the Lead Auditor for Green Audit + Environment Audit + Air Quality Audit** : **Er. Sudheer Kumar Petiti**
ISO QMS and EMS Certified Lead Auditor.
8. **Name of the Lead Auditor for Soil & Water Audit + Hygiene Audit + Waste Management Audit** : **Er. C. Aanandhakumar**
ISO QMS, EMS and EnMS Certified Lead Auditor.
9. **Name of the Lead Auditor for Energy Audit** : **Dr. D. Vinoth Kumar**
ISO QMS, EMS and EnMS Certified Lead Auditor & ISO 17020:2012 (Green Audit)
Director & Technical Manager, NSF.
10. **List of Auditees** : **1.Dr.L.G.Patil, Staff Coordinator**
2.Mr.S.T. Potdar, Staff Coordinator
3.Mr.Balu D Raut, Staff Coordinator
4.Mr. Shankar V Puram, Staff Coordinator

1.6.1. Audit Scope and Criteria

Green audits are conducted in line with National Building Code (NBC) Part 11 Approach to Sustainability as per the NAAC and NABCB advisory. NBC part 11 consists of 11 different types of clauses. In this report the eleven clauses of sustainability are differentiated into Green, Environment, Energy, Waste Management, Soil & Water, Air Quality and Hygiene audits.

S.No.	Name of the Audits	NBC covered clauses
1.	Green Audit	3. Approach to Sustainability (3.2 & 3.9), 6. Siting, Form and Design (6.2.4.), 7. External Development and Landscape (7.1.1.), 12. Constructional Practices (12.4.5. & 12.4.6.)
2.	Environment Audit	3. Approach to Sustainability (3.2, 3.7, 3.10 & 3.11), 4. Applicability of this part (4.1 and 4.2), 5. Implementation of this part (5), 6. Siting, Form and Design (6.2.1.), 7. External Development and Landscape (7.1.2, 7.2, 7.3, 7.4.), 9. Materials (9.1, 9.2, 9.3), 10. Water and Waste Management (10.1.), 12. Construction Practices (12.8. and 12.11.)
3.	Energy Audit	3. Approach to Sustainability (3.2, 3.5, 3.6 & 3.8), 6. Siting, Form and Design (6.2.2, 6.2.3, 6.2.5, 6.2.6, 6.2.7, 6.2.8, 6.2.9 & 6.2.10), 7. External Development and Landscape (7.5.), 8. Envelope Optimization (8.1, 8.2. & 8.3), 11. Building service Optimization (11.1 – 11.16), 12. Constructional Practices (12.3.4, 12.4.4 & 12.9.), 13. Commissioning, Operation, Maintenance and Building Performance Tracking (13.1, 13.2, 13.3, 13.4, 13.5 & 13.6.)
4.	Waste Management Audit	3. Approach to Sustainability (3.3 & 3.4), 10. Water and Waste Management (10.6.1. – 10.6.5.), 12. Construction Practices (12.1, 12.2, 12.3, 12.5, 12.7, 12.10.)
5.	Soil & Water Audit	7. External Development and Landscape (7.3.2), 10. Water and Waste Management (10.2. – 10.5.), 12. Construction Practices (12.4.1. and 12.4.2.)
6.	Air Quality Audit	12. Construction Practices (12.4.3.)
7.	Hygiene Audit	12. Construction Practices (12.3.6 & 12.3.7.)

1.6.2. Audit Checklist Observations

The audit checklist in line with National Building Code (NBC) Part 11 – Approach to Sustainability covers 163 checkpoints. During the onsite visit, respective auditors marks not applicable and write the reason for non-applicability and wherever its applicable, auditors verifies the records / practice / documents and physical observation to confirm the same.


There are two parameters such as meeting the requirements and not meeting the requirements. Marking as meeting the requirements for the specific checkpoint reveals that the physical observation and documents are up to the mark. For some checkpoints OFI – Opportunity for Improvements will be given by the auditors. The physical observations and documents which are not up to the mark will be given as not meeting the requirements. The checkpoints under not meeting the requirements are up to the Management of the Organization to develop further.

1.7. List of Instruments used in the Inspection Process

During the on-site visit the below listed instruments are used by the Lead Auditors and Technical experts to check the specific parameters in the view of maintaining sustainability. All the instruments are calibrated by ISO 17025 accredited labs (JRTS Technical Services, Chennai, Tamil Nadu and Instruments Calibration and Test Centre, Coimbatore, TN). The frequency of calibration is six months once or 20 times after its use.


1.7.1. Oxygen Meter

Oxygen meter is used in the audit process to measure the oxygen level in the organization. The instrument is calibrated after using 20 times. Suitability of the instrument are range between 0 to 30% O₂, resolution of 0.1%, accuracy is \pm (1% reading + 0.2% O₂), response time is \leq 15 seconds, environment pressure range is 0.9 to 1.1 atmosphere, temperature range is 0 °C to 50°C, 32°F to 122°F, temperature resolution is 0.1°C, temperature accuracy is 25°C.



1.7.2. Carbon dioxide meter

Carbon dioxide meter is to measure the carbon level in the organization. The instrument is calibrated after using 20 times. Suitability of the instrument are range between 0 ~ 4000 ppm, resolution of CO₂ Meter is 1 ppm, accuracy is \leq 1,000 ppm, repeatability is \pm 20 ppm, temperature range between 0°C to 50°C, 32°F to 122°F, temperature resolution is 0.1°C, temperature accuracy is at 25°C.




1.7.3. Light (LUX) Meter

Light meter is to calculate the light intensity in the organization. Suitability of the instruments are, 5 ranges. ie., 40.00, 400.0, 4,000, 40,000, 400,000 Lux, operating temperature is 0 to 50°C, Operating humidity is less than 80% RH, Power consumption is DC 8 mA approximately. This Instrument will be calibrated yearly once or during non-functioning.



1.7.4. Sound Level Meter

Sound level meter is to measure the noise level in the organization. This instrument is calibrated yearly once or after using 20 times. Suitability of the instruments are measurement range is 30 – 130 dB, resolution is 0.1 dB, accuracy is (23±5 °C), Frequency of the instrument is 31.5 to 8,000 Hz, Operating temperature is 0 to 50 °C (32 to 122 °F), Operating humidity is less than 80% RH, Power consumption is DC 6 mA approximately.



1.7.5. pH Meter

pH meter is generally used to measure the pH level in water. It is calibrated 6 months once or after 20 times of its use. Suitability of the instrument are range of the pH meter is 0 – 14, accuracy is ± 2%, resolution of the instrument is 0.1 pH, operating temperature is 0 to 50 °C (32 to 122 °F).



1.7.6. TDS Meter

TDS meter is generally used to measure the TDS level in water. Suitability of the meter are range of TDS meter is 0 – 9990 ppm (mg/L), operating temperature is 0 to 80 °C (32 to 176 °F) and accuracy is ± 2 %. This meter is calibrated six months once or 20 times after its use.



1.7.7. GPS Meter

GPS meter is subjected to know the latitude and altitude, location, etc., Suitability of the GPS meter are, dimension is 2.1" x 4.0" x 1.3" (5.4 x 10.3 x 3.3 cm), Display resolution is 128 x 160 pixels an GPS Map features included in Continental Europe. It is calibrated six months once or after 20 times of the usage.



1.7.8. Deluxe Water and Soil Analysis Kit

Deluxe water and soil analysis kit is used to analyze the pH, TDS, salinity, turbidity, alkalinity dissolved oxygen of water.




1.7.9. Digital Clamp (Voltage) Meter

It is used to check the input and output voltage between two points of an electrical circuit of Alternating Current (AC) and Direct Current (DC) by means of the high resistance of the voltage that impede the flow of current.



1.7.10. Calibration Certificates of Instruments used for the conduct of audits


JRTS Calibration Services

Calibration Certificate

Certificate No. : JRTS/23-24/316
Customer's Name : M/S Nature Science Foundation
Customer's Address : No. 2669, LIG-II, Gandhi Managar, Peelamedu, Coimbatore - 641 004, Tamil Nadu, India.

Description of Instrument : Gas Analyzer
Make : Lutron **Model No. :** P02-250 **Sr. No. :** NSFR/R/R/6.2.1/01(A) **Id. No. :** O₂ **Gas Ranges :** 0% to 30.0% **Resolution :** 0.1%



Date of Receipt : 26 Oct 2023 **Receipt Condition :** Satisfactory
Date of Calibration : 27 Oct 2023
Location of Calibration : At Lab
Next Calibration Due Date : 26 April 2024
Work Instruction No. : JRTS-WI-01


Master Instrument Detail				
Description	Make	Canister No.	Report No.	Validity
Dry Gas Mixture	EfltecTech	536994	1214/23-24/01	13 Oct 2024

The Standards used are traceable to National Standards.


Calibration Result				
1) Performance Test @ Zero Gas	Standard Value	DUC Reading	Status	
Gas Type (O ₂ %)	20.9	20.9	Pass	
2) Performance Test @ 18%				
Gas Type (O ₂ %)	Standard Value %	DUC Reading %	Deviation %	
O ₂ (%)	18.0	18.3	0.3	

Remarks:
 1) The calibration result reported in the certificate is valid at the time and under the stated condition of measurement.
 2) The calibration certificate shall not be reproduced, except in full without written approval of JRTS Calibration Services.

Calibrated By:  Authorised By: 



Plot No. C-4 C-5, Door No. G-1, Royal Garden, Sai Nagar, Chikarayasapuram, Chennai, Tamil Nadu, 600069. | info@jrts.in | www.jrts.in | GSTIN: 33AAPP16140012X | UAM No: 1708 D00 66 100 | +91 97875 23778


JRTS Calibration Services

Calibration Certificate

Certificate No. : JRTS/23-24/317
Customer's Name : M/S Nature Science Foundation
Customer's Address : No. 2669, LIG-II, Gandhi Managar, Peelamedu, Coimbatore - 641 004, Tamil Nadu, India.

Description of Instrument : Gas Analyzer
Make : Lutron **Model No. :** GCH-2018 **Sr. No. :** S.007434 **Id. No. :** NA **CO₂ :** 0 to 4000 ppm **Resolution :** 1 ppm



Date of Receipt : 26 Oct 2023 **Receipt Condition :** Satisfactory
Date of Calibration : 27 Oct 2023
Location of Calibration : At Lab
Next Calibration Due Date : 26 April 2024
Work Instruction No. : JRTS-WI-01


Master Instrument Detail				
Description	Make	Canister No.	Report No.	Validity
Dry Gas Mixture	EfltecTech	1545569	1440/22-23/01	05 Dec 2023

The Standards used are traceable to National Standards.

Calibration Result				
1) Performance Test @ 1000 ppm	Standard Value (ppm)	DUC Reading (ppm)	Deviation (ppm)	
CO ₂ (ppm)	1000	990	-20	

Remarks:
 1) The calibration result reported in the certificate is valid at the time and under the stated condition of measurement.
 2) The calibration certificate shall not be reproduced, except in full without written approval of JRTS Calibration Services.


Calibrated By:  Authorised By: 



Plot No. C-4 C-5, Door No. G-1, Royal Garden, Sai Nagar, Chikarayasapuram, Chennai, Tamil Nadu, 600069. | info@jrts.in | www.jrts.in | GSTIN: 33AAPP16140012X | UAM No: 1708 D00 66 100 | +91 97875 23778

Calibration Certificate of O₂ Meter

Calibration Certificate of CO₂ Meter


CREST INSTRUMENTS

Certificate of Calibration


Certificate Number : 23041083-0-02
Date of Issue : 17 April 2023 Page Number: 01 of 02

Customer Name : M/S Nature Science Foundation,
Address : No. 2669, LIG-II, Gandhi Managar, Peelamedu, Coimbatore-641004

Unit Under Calibration
Description : Digital Light Meter **Range :** Multi-Range
Manufacturer : Lutron **Resolution :** Multi-Resolution
Model Number : LX-1102 **CSF Number :** 23041083
Serial Number : T 054942 **Location :** Lab
Date Received : 17 April 2023 **Calibration Date :** 17 April 2023
Procedure No. : C/CAL/O/01 **Calibration Due Date :** 16 April 2024
Equipment Name : **Condition on Receipt :** Satisfactory

Environmental Conditions
Temperature : 23 ± 2 °C **Humidity :** 30 to 70 % RH


Calibration Reference Standard				
Description	Serial Number	Certificate No.	Due Date	Traceability
Reflex Lux Meter	202110031357	2210038-0-01	18 October 2023	NABL

Approved Signatory:  (Lab Manager)

Reported expanded uncertainty (U) is based on a standard uncertainty multiplied by a coverage factor k = 2, providing a confidence level of approximately 95%. The uncertainty evaluation has been carried out in accordance with GUM guidelines.

Marks: Found readings:

ISO 17025 : 2017 NABL ACCREDITED LABS | No. 24, 2nd Street, Sri Venkateswara Nagar, Pakhal, Jangaon, District - 509 103, Tamil Nadu, India. | ACTIVE TECHNICAL-RADIO REQUENCIES, PRESSURE-TEMPERATURE, HUMIDITY, MASS, WEIGHING, SIZING, VOLUME, SPEED, OPTICAL, RUSTING, ...


EQUATION

CALIBRATION CERTIFICATE

CERTIFICATE No. : EQN/PT/23/01
Customer Name : M/S Nature Science Foundation
Address : No. 2669, LIG-II, Gandhi Managar, Peelamedu, Coimbatore-641004

Customer Details
Customer Name : M/S Nature Science Foundation **Calibrated at :** Lab
Address : No. 2669, LIG-II, Gandhi Managar, Peelamedu, Coimbatore-641004 **Date of Receipt :** 17 April 21
Equipment Name : Sound Level Meter **Date of Issue :** 25 April 24



DETAILS OF UUC:
Description : Sound Level Meter **Identification No. :** 81407963
Range : 30 to 131 dB **Serial No. :** 81407963
Label Color : 0dB dB **Make :** Lutron
Call Recording/Range : 1 **Model :** 41-4113
Location : **Accuracy :** ±0.5

DETAILS OF STANDARD USED:
Measure Name : Lab ID No. / SR No. **Valid up to :** Certificate No.
Sound Level Calibration : NSFR/R/R/12/04/01 **24 Nov 23** **1603/2023-24-02/01**

UUT No. : 1205-CP-ML-08 **Temperature :** 23±2 °C **Relative Humidity :** 30 to 70% RH

MECHANICAL CALIBRATION (Acoustics)					
CALIBRATION RESULTS					
Mode A					
Sl. No.	STD. READING (dB)	TEST READING (dB)	ERROR (dB)	UNCERTAINTY (dB)	
1	91	91.2	+0.2	0.07	
2	114	113.2	-0.8	0.07	
Mode C					
Sl. No.	STD. READING (dB)	TEST READING (dB)	ERROR (dB)	UNCERTAINTY (dB)	
1	91	91.2	+0.2	0.07	
2	114	113.3	-0.7	0.07	

Remarks:
 1) The reported Expanded Uncertainty is calculated at 95% confidence level with a coverage factor k = 2.
 2) Reading given next to the coverage factor k = 2.

Issued By:  (Lab Manager) Authorised By:  (Lab Manager)

No. 14, Temple Road near Ekkambaram, Anna Nagar - 600 035, Chennai, India. | Tel: 9840288888 Email: info@equation.in | www.equation.in

Calibration Certificate of LUX Meter

Calibration Certificate of Sound Level Meter

JRTS Calibration Services

Calibration Certificate

Certificate No. : JRTS/23-24/NN-001

Customer's Name : M/s. Nature Science Foundation
 Customer's Address : No. 2569, LIG-II, Gandhi Nagar, Peelamedu, Coimbatore-641 004

Description of Instrument : pH Meter

Make	Model No.	Sr. No./ID No.	Range	Resolution
HM Digital	PH-50	HTHXD00150	0.0 to 14.0 pH	0.1 pH
Date of Receipt	06 May 2023		Receipt Condition	Satisfactory

Due Condition : Good
 Date of Calibration : 06 May 2023
 Location of Calibration : Lab
 Next Calibration Due Date : 05 May 2024
 Date of Issue : 06 May 2023
 Work Instruction No. : JRTS-WI-01

Description	Make	Product Code	Lot No.	Validity
4.01 Buffer Solution	Hanna Instruments	H17004L	8179	Feb 2025
7.01 Buffer Solution	Hanna Instruments	H17007L	8033	Jan 2023

Standard Value	DUC Reading	Deviation
4.01	4.1	0.09
7.01	7.1	0.09

Remarks : The calibration result reported in this certificate is valid at the time of issue under the stated conditions of measurement. The calibration certificate shall not be reproduced, copied or published without the approval of JRTS Technical Services.

Calibrated By : *[Signature]* Authorised By : *[Signature]*

JRTS Calibration Services

Plot No. C-4 C-5, Door No. 0-1, Royal Garden, Sai Nagar, Chikarayanapuram, Chennai, Tamil Nadu, 600099 | info@jrts.in | www.jrts.in | +91 97875 23778 | GSTIN: 13AAAPJ1646D128 UAM No. 7108 000 00 100

Calibration Certificate of pH Meter

JRTS Calibration Services

Calibration Certificate

Certificate No. : JRTS/23-24/NN-002

Customer's Name : M/s. Nature Science Foundation
 Customer's Address : No. 2569, LIG-II, Gandhi Nagar, Peelamedu, Coimbatore-641 004

Description of Instrument : TDS Meter

Make	Model No.	Sr. No.	Range	Resolution
HM Digital	TDS-2	1157 TDS-1	0 to 999 ppm	1 ppm
Date of Receipt	06 May 2023		Receipt Condition	Satisfactory

Due Condition : Good
 Date of Calibration : 06 May 2023
 Location of Calibration : Lab
 Next Calibration Due Date : 05 May 2024
 Date of Issue : 06 May 2023
 Work Instruction No. : JRTS-WI-01

Description	Make	Product Code	Lot No.	Validity
1.0000 Buffer Solution	ThermoFisher Scientific	EE-442100CBT	221 01	Jan 2025

Standard Value	DUC Reading	Deviation
1000	998	-2

Remarks : The calibration result reported in this certificate is valid at the time of issue under the stated conditions of measurement. The calibration certificate shall not be reproduced, copied or published without the approval of JRTS Technical Services.

Calibrated By : *[Signature]* Authorised By : *[Signature]*

JRTS Calibration Services

Plot No. C-4 C-5, Door No. 0-1, Royal Garden, Sai Nagar, Chikarayanapuram, Chennai, Tamil Nadu, 600099 | info@jrts.in | www.jrts.in | +91 97875 23778 | GSTIN: 13AAAPJ1646D128 UAM No. 7108 000 00 100

Calibration Certificate of TDS Meter

ICTC INSTRUMENTS CALIBRATION AND TEST CENTRE

88-C, 5th Cross, Lal Bahadur Colony, Peelamedu, Coimbatore - 641 004, India
 Phone : 0422-2564457, 2561730, Mobile : 0935-3057676
 E-mail : icctcbe@gmail.com, marketing@icctcbe.com

Calibration Certificate

Certificate No. : CC2302014/1 ULR No. : CC244823002007015AF

SRF No. : SR2302014 Received Date : 07-10-2023

Service Requested By : Nature Science Foundation (NSF)
 No. 2569, LIG-II, Gandhi Nagar, Peelamedu, Coimbatore - 641004
 Calibrated Date : 09-10-2023
 Calib. Due Date : 08-10-2024
 Issue Date : 10-10-2023
 Calibrated At : Lab
 Procedure No. : ICTC/NE/ANA DIG DCM/01

Instrument Name	Make	Model	SNo.	ID
Digital AC Clamp Meter	WHDZ	268		

Nomenclature	Make / Model	SNo. / ID	Certificate No.	Traceability To / Validity
Current Clp	Fluke / 5200A	20082255 / ICTC-CC-01	22-572-04	Wavecal / 16-12-2024
Multi Product Calibrator	FLUKE / 5022A	4856901 / ICTC-MPC-03	CC2302014/1	ICTC/CBE / 26-12-2023

Environmental Condition of Measurement : Temperature: 25 ± 4 °C, Relative Humidity: 30 to 75 %

Parameter / Range	AC CURRENT / 0 to 200 A at 50 Hz	Resolution:	0.1 A
Std Reading	UUC Reading	Error Observed	Measurement Uncertainty
20.00	20.1	0.1	0.29074
100.00	100.2	0.2	0.35073
180.00	180.2	0.2	0.33284

Parameter / Range	AC CURRENT / 0 to 1000 A at 50 Hz	Resolution:	1 A
Std Reading	UUC Reading	Error Observed	Measurement Uncertainty
100.00	100	0	0.67516
500.00	500	0	1.94278
900.00	901	1	3.20247

Parameter / Range	AC VOLTAGE / 0 to 750 V at 50Hz	Resolution:	1 V
Std Reading	UUC Reading	Error Observed	Measurement Uncertainty
75.00	73	-2	0.57669
375.00	374	-1	0.51538
675.00	678	3	0.69303

ictc / FM-16

Calibration Certificate of Digital Clamp Meter

GPS Calibration at North Railway Station
 Coimbatore - 641012, Tamil Nadu

Coimbatore, Tamil Nadu, India
 North, Railway station, Vanathangara Palayam, Seth Narang Das Layout, Tata Sai, Coimbatore, Tamil Nadu 641012, India
 Lat: 11.01825
 Long: 76.955417
 10/09/23 09:27 AM GMT +05:30

MSL: + 428.24 m

GPS Calibration at North Railway Station
 Coimbatore, Tamil Nadu, 641012

[Signature]

In-service check of GPS Meter

1.8. Use of Personal Protective Equipment (PPE)

Personal Protective Equipment (PPE) refers to protective clothing for the eyes, head, ears, hands, respiratory system, body, and feet. It is utilized to protect individuals from the risks of injury while minimizing exposure to chemical, biological, and physical hazards. PPE serves as the final line of defense when engineering and administrative controls are insufficient in reducing risks. Nature Science Foundation safeguards all the auditors by supplying PPE during the conduct of audits. PPE used are safety jackets, ear plugs, goggles, face shield, hand gloves, shoes, etc.,


1.8.1. Safety jackets:

PPE includes safety vests and suits that can be used for inspection process which will protect body injuries from extreme temperatures, flames and sparks, toxic chemicals, insect bites and radiation.



1.8.2. Goggles and Face shield:

Goggles and face shield are used in the inspection process while inspecting items which would cause eye damage or loss of vision, spray or toxic liquids especially in chemistry labs, nearing the electric and electronic item.



1.8.3. Helmet:

PPE includes hard hats and headgears which will be required for tasks that can cause any force or object falling to the head. It also helps to resist penetration.



1.8.4. Hand gloves:

PPE includes safety gloves and should be used for tasks that can cause hand and skin burns, absorption of harmful substances, cuts, fractures or amputations. Selection of hand gloves is based on the application of use.



1.8.5. Safety Boots:

Foot protection is one of the most commonly used PPE and can differ depending upon the environment. Safety boots are used for tasks that can cause serious foot and leg injuries from falling or rolling objects, hot substances, electrical hazards, and slippery surfaces.



1.8.6. Ear Plug:

Ear plugs are used for tasks that can cause hearing problems and loss of hearing. Hearing protection devices reduces the noise energy reducing reaching and causing damage to the inner ear. This ear plug is mostly used near sound producing devices like power motors, genets, generators, etc.,



2. GREEN AUDIT

2.1. Introduction

Green audit ensures the Organization's campus should have greenish with large diversity of trees, herbs, shrubs, climbers and lawns to reduce the environmental pollution and soil erosion; it is also useful in relation to biodiversity conservation, landscape management, irrigation/economic water utilization and maintenance of natural topography besides vegetation. For the benefit of stakeholders, solid waste management, recycling of water, disposal of sewage and waste materials (electronic and biomedical wastes), 'zero' use of plastics, single use plastic items, etc. should be followed consistently in the organization campus. Green Audit procedures includes the definition of green audit, methodology on how to conduct green audit at Educational Institutions and Industrial sectors as per the checklist based on National Building Code (NBC) Part 11 - Approach to sustainability and assessment of risk at 360° view.

2.2. Importance of green audit

The Management of the Organization (Auditee) should be exposed their inherent commitment towards making ecofriendly atmosphere through the green auditing and ready to encourage/follow all types of green activities. A clean and healthy environment will enhance an effective teaching/learning process. They should create the awareness on the importance of greenish initiatives through environmental education among the student members and research scholars. Green audit is the most effective, ecological approach to manage environmental complications (Rajalakshmi *et al.*, 2023). Green audit is a kind of professional care and a simple indigenized system about the environment monitoring in terms of planting more number of trees which is a duty of each and every individual who are the part of economical, financial, social and environmental factors. Green audit is a professional and useful measure for an Organization to determine how and where they are retaining the campus eco-friendly manner. It can also be used to implement the alleviation measures at win-win situation for the stakeholders and the planet. It provides an opportunity to the stakeholders for the development of ownership, personal and social responsibility.

2.3. Green audit observations

- It is observed that the Organization has wheelchair, ramp walk and lift facilities for disabled and different age group people.
- Monitoring plan is available for the periodic checking at proper time interval to maintain sustainability.
- Adequate training and awareness programmes are conducted to the Stakeholders for sustainable development at all stages of building life cycle.
- More than 30% of open space is maintained as soft scapes (vegetation) to lower the energy conservation in the campus.
- Land scape design are planned to maintain the natural capacity of the site.
- Vegetation are available around the building to reduce energy consumption and maintain indoor climates.
- Soil health is maintained well without using any chemical fertilizers.
- Ecological design / conserving biodiversity such as Transplantation, climate

and design in accordance with bio diversity, reduced pesticides and other activities are applicable because new construction is planned and raised.

- Garden are available in the campus to maintain sustainability, garden name should be differentiated.
- Plant and animal species are monitored by conducting the periodic survey in the Organization.
- Traffic survey is conducted to measure the number and type of vehicles passing on the existing main roads giving access to the campus.
- Name Boards for Plants may be implemented in the campus

2.3.1. Facilities for Human Comforts (NBC checkpoint 3.2. and 3.9.)


As per the National Building Code part 11 (Approach to Sustainability) under elements of sustainability quality of plumbing services and buildings are maintained in line with the standard. Wheel chair, Ramp and lift facilities are implemented for the benefit of disabled and different age group people. As no blind persons are observed in the campus divyang (blind) reading software, signages are not available. Water management, waste management, operation and maintenance plan are not followed to maintain sustainability as per the standard.



Wheel Chair and Ramp walk facilities were observed in the campus for the comfort of person with disability.

2.3.2. Natural topography, vegetation and monitoring (NBC checkpoint 6.2.4.)

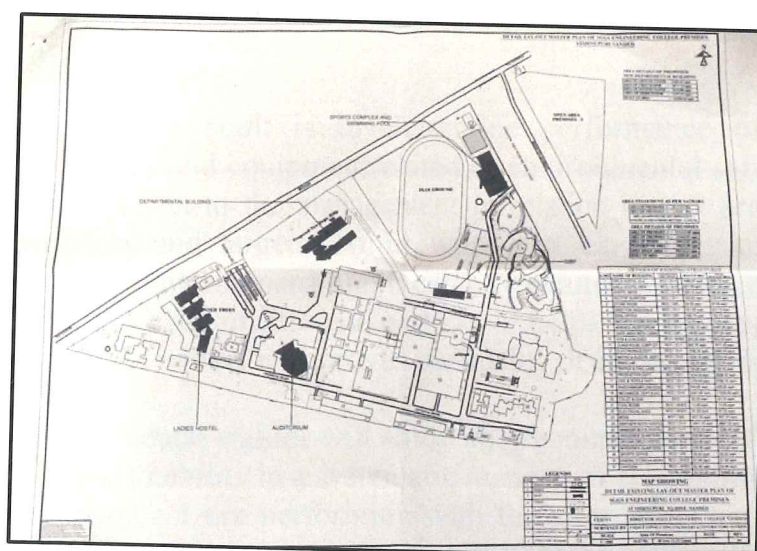
Natural topography means the original geographical features and natural resources of the Site. It is observed that the organization has the natural features like rocks, water resources, slopes, landscape, pathways, etc. Vegetation is the cultivation of a bunch of plants irrespective of the plant *taxa* for the covering of the area or ground topography. The observation at the campus indicated that there are more than 40% natural topography and vegetation. Monitoring plan for maintaining the vegetation and sustainability are evident through separate operation and maintenance team & their records for regular watering as per the micro climatic condition through irrigation.



Natural Topography and Vegetation at the Campus

2.3.3. Landscape design and soil erosion control (NBC Checkpoint 7.1.1. – 7.1.3.)

Landscape design is an important feature for any disasters to control especially with respect to the soil erosion. In general, soil erosion occurs if the design of the land is not altered so as to prevent the slope features by strong vegetation and use of a plant buffer zone as safe for escape of nutrients or fertilizers entering the streams. Observation revealed that the audited site has very good landscape design without disturbing the natural vegetation. Contour ploughing is being done at right angles to the slope wherever possible and ridges and furrows are properly maintained to break the flow of water down to the empty land. These activities are widely adopted to control soil erosion in the campus. Microclimatic conditions are considered, during winter season irrigation and watering to plants are controlled as per the water management plan. External landscapes are designed based on the shading pattern of the building. Green vegetation are available around the building to reduce the energy consumption.



Landscape design observed in the campus

2.3.4. Establishment of different gardens, vertical landscaping and roof gardens (NBC Checkpoint 7.1.1. – 7.1.3.)

It is observed that Organization has implemented and maintaining gardens to lower the energy consumption. To maintain certain biomass critical for human health and also to reduce the bio-retention through water flow rates different types of gardens is implemented in the campus.



Gardens were observed in the Campus

2.3.5. Survey of Flora and Fauna (NBC Checkpoint 12.4.5. and 12.4.6.)

Ensuring the rich biodiversity in the green campus is an important parameter which reflects the real-time ecosystem. In general, plants improve the outdoor air quality with increased oxygen levels and reduced temperature and carbon dioxide. The record on maintenance of the plant biomass and its management are important with respect to green campus initiatives. The existence of such plants in the green campus are recorded for the rich flora which are being considered as a value addition to the campus.

3. ENVIRONMENT AUDIT

3.1. Introduction

Environmental (Eco) audit is quantitative and qualitative data to track air, soil and water and to gain actionable insights to improve the operational performance in the atmosphere. It provides a 360° view of a surrounding campus and makes it easy for Owners / Managers / Environmentalists to collaborate, measure, control and reduce environmental negative impacts. Finally, it leads to enhance the quality of life of all living organisms. Eco audit initiatives are the need of the hour across the world due to changing environmental conditions and global warming besides ever-increasing human population and anthropogenic activities (NCP, 2016). Eco audit aims to make a sustainable and friendly environment for the stakeholders. In this context, to conserve eco-friendly atmosphere of an organization, well-developed environmental objectives and targets should be undertaken to reduce the harmful effects to a greater extent (Gnanamangai *et al.*, 2021).

The audit process can remarkably minimize the environmental pollution in the campus which in turn reduces the impact of global warming scenario. As per the Rules and Regulations laid by Government, the environmental legislations should be followed by all the Institutions and Organizations and make sure that their activities should not degrade the environment. The environmental audit involves systematic documentation of periodic objective review by a regulated entity on available facilities, their operations and practices related to resolve the environmental requirements. In general, environmental audit is planned to achieve an optimum resource utilization and improved process performance in the audit sites. Venkataraman (2009) stated that it is a 'Common Sense Approach' to identify the problems and solve those problems pertaining to curb eco-friendly atmosphere. Environmental audit enables an overall and complete overview at the audit sites to facilitate our understanding of flow of materials and to focus the priority areas where waste reduction is achieved thereby cost saving is made possible.

Purpose of the audit is to determine performance of the environmental management systems and equipment related to environmental safety. Audit reports can provide key information to the management in relation to risk areas, progress towards strategic objectives and targets. Audit work can be undertaken voluntary for the benefit/advantage of the company and it can be executed with the help of environmental auditing authorities. As mentioned earlier, it helps in the proper natural resource utilization and on the whole, it improves the quality of environment.

An environmental auditor will study an organization's performance towards the environmental sustainability in a systematic manner where environmental management systems and equipment are performing with the aims of a) facilitating management control of environmental practices, b) assessing compliance with company policies, c) facilitating professional competence, d) sustenance activities without harming the environment and e) practicing the environmental conservation.

3.2. Organization Details

Table 1. Campus details

S.No.	Details / Descriptions	Quantity
1.	Total strength of Students	2851
2.	Total strength of Employees	382
3.	Total number of Buses in the campus	06
4.	Number of Cars entering in the campus	154
5.	Number of Motorcycles entering in the campus	450
6.	Number of other vehicles (Lorry, Ambulance, Jeep, Trucks, Cranes, Poclair, and etc. entering in the campus)	01
7.	Number of E-Vehicles	Nil
8.	Number of RO Water Plants	27
9.	Number of Borewells	10
10.	Number of Open wells	01
11.	Number of Water reservoirs	Nil
12.	Number of Wastewater treatment facility	Nil
13.	Number of Rain harvesting system	03
14.	Number of Composting pits and Vermicompost units	01

3.3. Environment audit observations

- The construction is proposed based on the applicable climatic zone and geological conditions.
- Human comforts are implemented and observed like wheel chair, fire safety, etc.,
- To reduce the demand of water, rain water harvesting system is implemented.
- Training and awareness programmes records are available to maintain sustainability.
- Fire extinguishers are available in the building to consider the safety of all the Stakeholders and maintained properly.
- It is observed that the mock drills and awareness programmes are conducted for disaster management but need more training programmes for safety measures.
- Parking is provided under the tree shade to reduce the Heat Island effect (Temperature).
- Zebra crossing need to be displayed.
- Use of potable and non-potable waters are identified and differentiated to conserve water.
- Public transport facilities are available in the campus to control air pollution.
- E-vehicle is not available in the campus.
- The pedestrian pathways are maintained with adequate shading facilities by planting more number of trees.
- No offsite and subsidized parking are encouraged in the campus.
- Sewage water facility need to be initiated.
- Biogas Plant are available in the campus.

3.3.1. Integrated Water Management System (NBC Checkpoint 3.7. and 7.2.1.)

Water is one of the major source of living. Per captia water consumption in the building is calculated as per the water management plan (litres / person/ day). To reduce the demand of water consumption rain water harvesting unit is implemented and practiced.

3.3.2. Corporate Governance (NBC Checkpoint 3.10.)

Training and awareness programmes are conducted to the stake holders to maintain sustainability. Some of the programmes conducted by the Organization are Road safety awareness program and Environment day etc....



Awareness programmes organized by the Campus

3.3.3. Safety measures and green building conservation code (NBC Checkpoint 3.11.)

Environmental safety measures are very important in the buildings as far as students, staff members and other stakeholders are concerned and it requires vigilance and awareness. Management should extend by issuing guidance and the best safety tools. The organization has have a police force, escort services, call boxes, first aid box, fire extinguishers, fire alarms, security systems and staffs towards the safety measures. Organization has very good safety measures as per the green building conservation code such as fire extinguisher and fire bell and alarms in all the place. In addition, in all the place, 'Exit', 'Entry' and other sign boards kept across the place to give safety to the stakeholder. It is observed that Fire Extinguisher are maintained properly which is evident through AMC. Regular mock drill and awareness programmes are conducted at regular intervals considering the safety of stake holders. Disaster management plan and emergency preparedness are not available as the safety of the stakeholders.



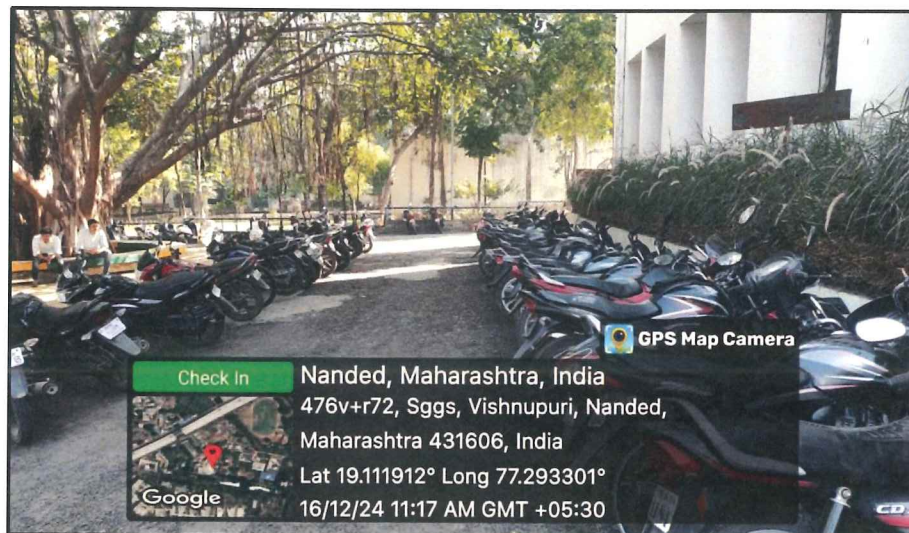
Safety measures and awareness programs organized inside the campus

3.3.4. Applicability and Implementation (NBC checkpoint 4 and 5)

Guidelines of Architect, Designer and Civil contractor for the existing building is under process to implement.

3.3.5. Parking facilities to reduce Heat Island Effect (NBC checkpoint 7.4.1.)

Heat island effect denotes the temperature level. It is observed that the vehicles are parked under the Tree shade to reduce the heat island effect for the benefit of stakeholders and to maintain sustainability. To reduce the heat island effect parking areas are made up of high albedo materials with light coloured paints observed in the organization.



Vehicles parked under the tree shades to reduce the carbon emission

3.3.6. Public transport, low emitting vehicles and control of car smokes (NBC Checkpoint 7.4.1. – 7.4.7)

The audited Organization is not provided E- Vehicles to maintain eco-friendly environment in the campus and to reduce carbon dioxide emissions. Apart from the e-vehicles, students are encouraged to use bicycles. The tree species are planted abundantly to provide shade to the pedestrian.

3.3.7. Pedestrian path facility at the campus (NBC Checkpoint 7.4.3.)


The concept of pedestrian path is to give safe space to walk freely by the pedestrian. It is very important in the green campus in terms of freely walk pedestrians or people going on foot without any obstacles. The pedestrian path is otherwise called as zebra crossing by the combination of black and white stripes remained to characterize the zebra. In addition, pedestrian path is created in the green campus along with road side which meant for walking only using special cement bricks and stones. The pedestrian path aims to end circulation not only cars, buses, vans, trucks and other vehicles but also giving safe space to the pedestrians, where cross and pass through blocks and also forcing vehicles to comply with it. The audited organization is having very good facility in creating pedestrian path for stakeholders with all the facilities such as accessible public toilets, barrier free environment, dustbins, stone benches, etc. Use of bicycles are encouraged in the Campus to control carbon emission and air pollution.



Pedestrian path available in the campus

3.3.8. Carbon footprint

Carbon footprint means measuring/recording the greenhouse gases (GHG) emissions of an organization within its defined boundary. Observations on carbon dioxide and oxygen levels monitored in different parts of the campus are presented under Air Quality Audit section while observation on carbon footprint due to electricity usage per year at the Organization along with other fossil fuel utility are presented under Energy Audit portion of this Technical Report.



3.3.9. Selection of Building Material (NBC checkpoint 9.1. – 9.3.)

Low carbon emitting cements, bricks, etc., are used for the construction and recycled glass materials are used for windows. Construction material are not stored in the campus. Existing building service life plan is not available as per the National Building Code.

3.3.10. Waste and Water management activities (NBC Checkpoint 10.1.)

Management of water and waste are the two important parameters which plays a vital role to maintain sustainability. Rainwater harvesting is implemented and not maintained properly for water conservation. It is observed that colored dustbins are used in the Organization to segregate the waste at the source of generation.

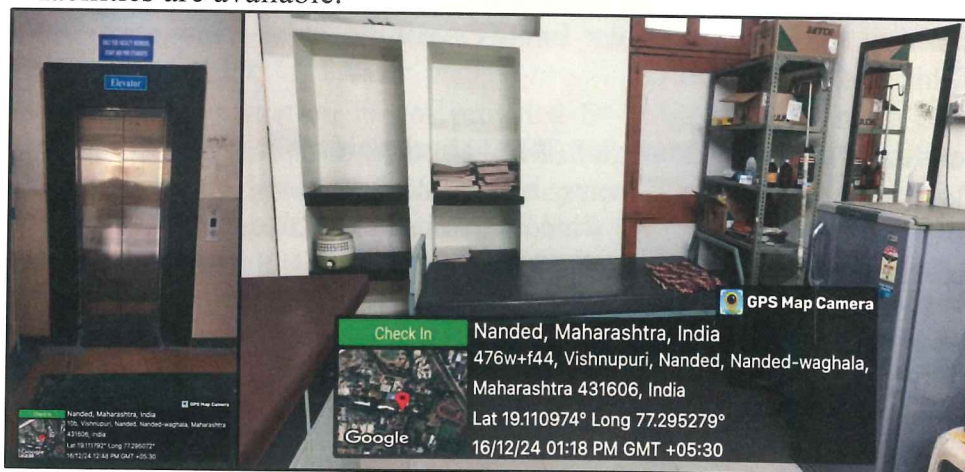


Waste management activities in the Campus

3.3.11. Post Occupancy maintenance

Post occupancy maintenance is the activities performed after the completion of construction work and handed over to the owner for further maintenance. The following activities are observed during the onsite visit as post occupancy maintenance

- Vegetation and plants are maintained properly with regular watering.
- Soil is maintained well without adding any chemical fertilizers and pesticides.
- Rainwater harvesting is available to meet the demand of water consumption.
- To reduce the energy consumption HVAC system are maintained properly.
- Considering the safety of the stakeholders fire extinguisher, health care room facilities are available.



Post Occupancy Maintenance in the campus

4. ENERGY AUDIT

4.1. Introduction

An energy audit is a survey in which the study of energy flows for the purpose of conservation is examined at an organization. It refers to a technique or system that seeks to reduce the amount of energy used in the Organization without impacting the output. The audit includes suggestions of alternative means and methods for achieving energy savings to a greater extent. Conventionally, electrical energy is generated by means of fossil fuels, hydraulic and wind energy. The availability of fossil fuels and their depletion rate, insist the need for alternate energy systems and conservation of conventional electric energy. In general, the primary objective of an energy auditing and management of energy consumption is to offer goods or services at the lowest possible cost and with the least amount of environmental impact.

Energy Conservation Building Code (ECBC) is established in the year 2017, which provides minimum requirements for the energy-efficient design and construction of buildings across India. It also provides two additional sets of incremental requirements for buildings to achieve enhanced levels of energy efficiency that go beyond the minimum requirements. Bureau of Energy Efficiency (BEE) came into force in 2002 towards implementation of energy saving practices in an organization. Energy-efficiency labels are information affixed to manufactured products and usually communicate the product energy performance.

BEE Star Rating Scheme is based on actual performance of the building as well as equipment in terms of specific energy usage termed as 'Energy Performance Indicator' by means of star ratings labelled items used which will be useful for energy savings in a sustainable manner (Mishra and Patel, 2016). Energy audit programme provide aid in maintaining a focus on energy price variations, energy supply availability and efficiency, determining an appropriate energy mix, identifying energy-saving technology, retrofitting for energy-saving equipment and so on (Gnanamangai *et al.*, 2021). In general, an energy audit process dealt with the driving energy conservation concepts into reality by giving technically possible solutions within a specified time limit while considering the economic and other organizational issues. It also dealt with the uncover ways to cut operating expenses or reduce energy use per unit of production in terms of savings. It serves as a "benchmark" for managing energy in the organization for planning more energy-efficient use across the board.

4.2. Energy audit observations


During onsite audit following departments were verified for physical facility availability.

- Adequate awareness programmes are organized and conducted to the stakeholders for the proper handling and maintenance of the appliances.
- Adequate external and vertical shading are provided to conserve energy.
- Natural ventilation through windows and shading is available adequately to reduce the energy consumption.
- It is observed that large foliage trees are planted inside the campus to reduce noise pollution.

- Low emitting lights are fixed as per the LPD mentioned in National Building Code (NBC) Part -11(Approach to Sustainability) for safety and comfort.
- External and internal signage lifts are differentiated to conserve energy.
- 'Danger' and 'warning boards' are available near generator and UPS, more sign boards may be implemented.
- Building Integrated Photovoltaic system like power storage system, backup power supplies, wiring and safety disconnects are available.
- Adequate HVAC and day lighting facilities are observed.
- Outside air is introduced through windows for ventilation in the conditioned spaces.
- Provision of sub meters to monitor energy consumption need to be installed in each building.
- Three star rated appliances (AC, Air cooler, Refrigerator, etc.,) are procured to conserve energy.
- The fluorescent (tube) lights are replaced with LED lights to conserve energy is under progress.
- Awareness posters like 'Turn off when not in use', 'Save Energy', etc., to be place to promote awareness for conserving energy in the campus.
- Sensor lights need to be installed.
- Operation and maintenance manual are observed in the on-site.
- No emissions and leaks are observed
- Instruments and equipment are properly calibrated and maintained.
- Noise level observed in the different location resulted in normal range.
- Adequate training and awareness programmes are conducted to the stakeholders for energy conservation.
- To optimize the energy campus has implemented solar panel, operation and maintenance, etc.
- Standard Operating Procedure for electrical instruments are available in the campus.

4.2.1. Energy Efficient Design and Process (NBC Checkpoint 3.5, 3.6 & 3.8.)


In the campus, it is observed that for lighting, cooling and ventilation renewable sources of energy like solar panel, water heater, etc., are used. Local resources are made available in post occupant stage as per the operation and maintenance plan. Standard Operating Procedures for UPS, AC are available to conserve energy and to avoid damages.



Solar panel observed in the campus

4.2.2. Lighting facilities (NBC Checkpoint 6.2.2 – 6.2.10, 7.1.1.2 and 7.5)

External shading facilities are made based on the sun path to reduce the energy consumption. Day light integration is implemented in the building by placing adequate number of windows. Electrical lighting facilities during day time increases the energy consumption, it is observed that sufficient day lighting facilities are available through windows which in turn reduce the energy consumption bill of the Organization. Artificial lighting facilities are regularly monitored and maintained. In some areas sensor lights are implemented to save energy. External and internal signage lifts are made up of recycled material with maximum light intensity. In the buildings windows head are higher to penetrate day light.



Natural Lighting facilities observed during day time

4.2.3. Building Service Optimization (NBC Checkpoint 11)

To save energy in the buildings there should be a proper plan for HVAC system. In the organization it is observed that adequate natural ventilation is implemented and practices. In some places exhaust fans are used for ventilation especially in the canteen and laboratories. To reduce the heat inside the building shading patterns are maintained by planting trees in and around the campus. Solar panels are implemented at the roof top to reduce the heat and to save energy. Air conditioning are provided at specific areas. Energy conservation plays an vital role in maintaining the sustainability. It is observed that the Organization has replaced all the tube light with CFL / LED lamps, has proper metering and submetering facilities, availability of BEE star rated appliances in Air cooler, lift, AC, generator, etc., Solar water heater and panels are implemented to conserve energy. Instruments and meters are properly maintained and calibrated at regular intervals or annual maintenance plan is observed as one of the energy saving opportunity. Adequate energy saving awareness programmes are conducted to the stakeholders. Emissions and leaks are monitored through operation and maintenance manual.



Energy conservation facilities observed in the Campus

4.2.4. Energy consumption and cost profile (NBC Checkpoint 12.3.4.)

The following chart shows the profile of energy consumed and the cost for one year by the auditee (Figures 1 & 2; Table 2).

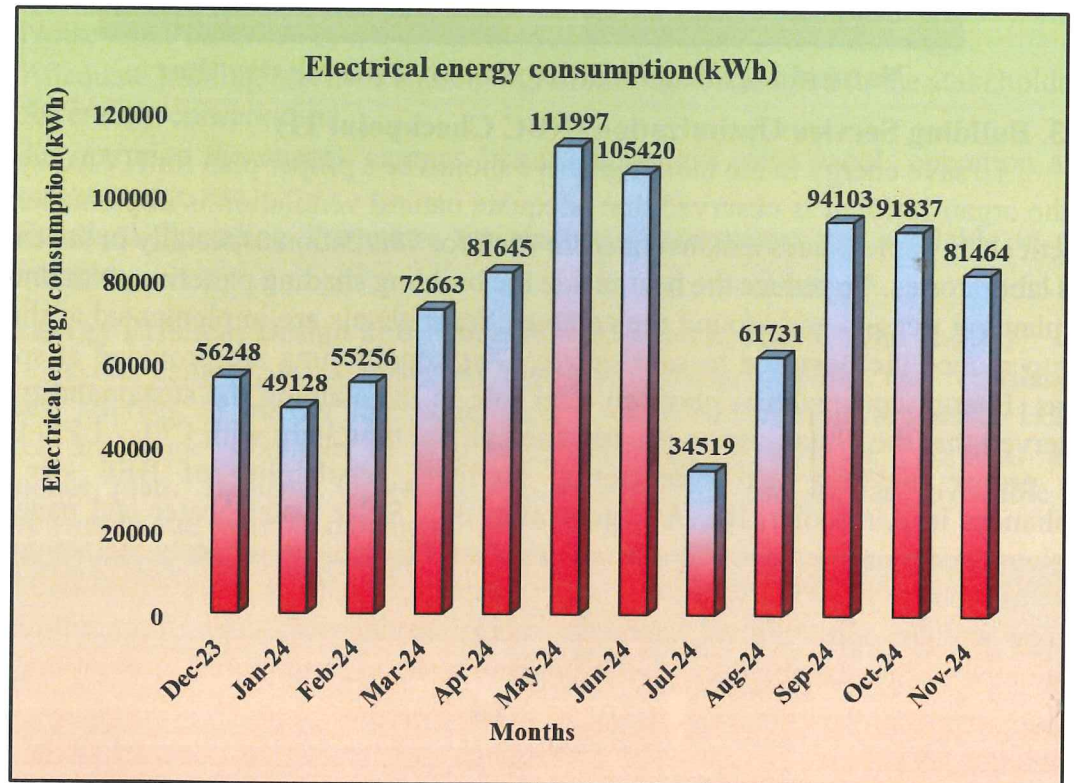


Figure 1. Electrical energy consumption profile

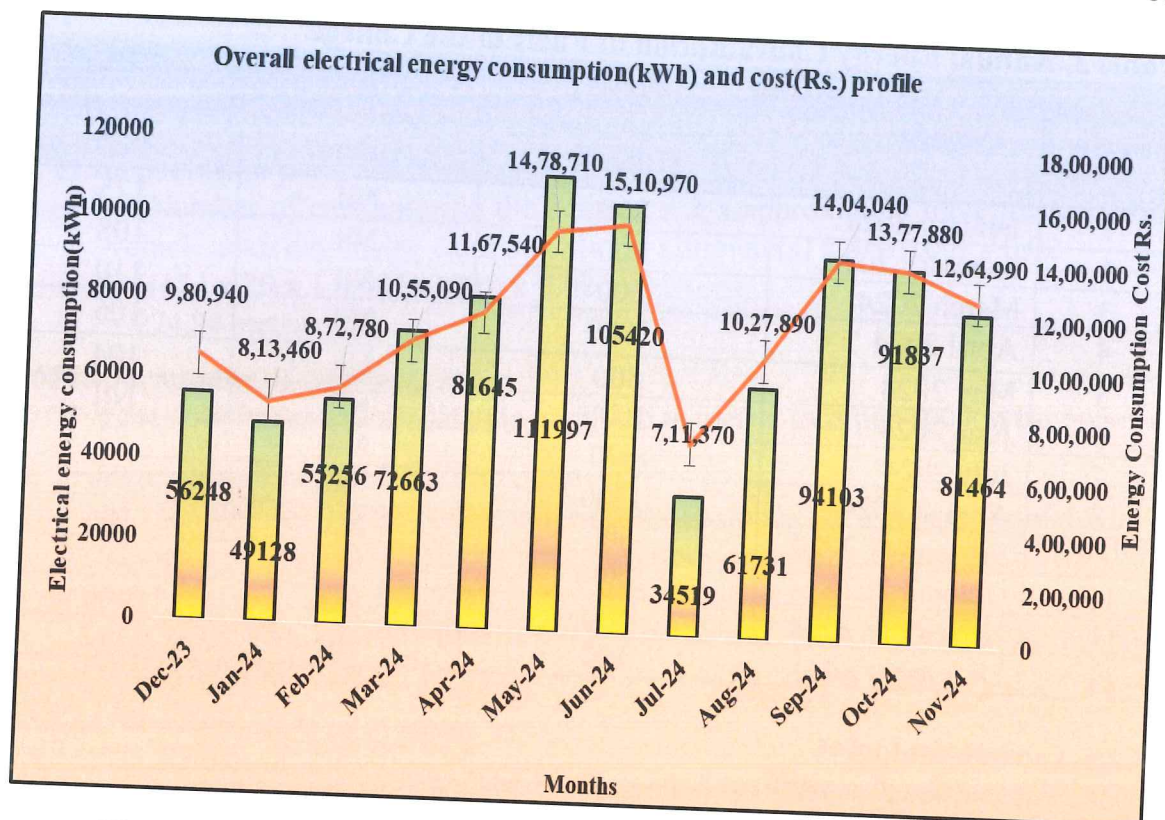


Figure 2. Overall electrical energy consumption and cost profile

Table 2. Electrical energy consumption and cost profile in the Institution

S. No	Months	Rating / Capacity units in kWh	Cost in Rs.
1.	January 2024	49128	8,13,460
2.	February 2024	55256	8,72,780
3.	March 2024	72663	10,55,090
4.	April 2024	81645	11,67,540
5.	May 2024	111997	14,78,710
6.	June 2024	105420	15,10,970
7.	July 2024	34519	7,11,370
8.	August 2024	61731	10,27,890
9.	September 2024	94103	14,04,040
10.	October 2024	91837	13,77,880
11.	November 2024	81464	12,64,990
12.	December 2023	56248	9,80,940

4.2.5. Power consuming equipment and electrical appliances

Other than electrical energy from grid, energy generated using fossil fuels for the year are presented in the Table 3.

Table 3. Annual Energy Consumption of Fuels in the College

S. No	Month	Diesel consumption (Liters)	Petrol consumption (Liters)	LPG consumption (kg)
1	January 2024	200	Nil	125
2	February 2024	800	Nil	108
3	March 2024	500	Nil	110
4	April 2024	1000	Nil	106
5	May 2024	800	Nil	104
6	June 2024	1000	Nil	Nil
7	July 2024	600	Nil	72
8	August 2024	1300	Nil	92
9	September 2024	600	Nil	106
10	October 2024	2800	Nil	102
11	November 2024	400	Nil	100
12	December 2023	400	Nil	112

4.2.6. Carbon footprint

The carbon footprint per year is calculated (www.carbonfootprint.com) based on electricity usage per year in which CO₂ emission from electricity and the sum of transportation per year in terms of number of the shuttle buses service operated by the Organization and number of cars, motorcycles and trucks entering in the Organization campus. These factors are multiplied with total number of trips in each day and approximate travel distance of vehicles covered in each day with a coefficient (0.01) to calculate the emission of CO₂ in metric tons per year. Humans contribute to a massive increase of carbon dioxide emissions by burning fossil fuels, deforestation, and other industrial activities.

4.2.7. Calculation of carbon footprint

The carbon footprint analysis can be calculated based on the earlier reports as stated in www.carbonfootprint.com which is the sum of electricity usage per year. According to the data provided by the Management, carbon emission due to electricity consumption and fossil fuels are presented hereunder.

The CO₂ emission from electricity

$$\begin{aligned}
 &= (\text{electricity usage per year in kWh}/1000) \times 0.84, \text{ where } 0.84 \text{ is the coefficient} \\
 &\text{to convert kWh to metric tons} \\
 &= (896011 \text{ kWh}/1000) \times 0.84 \\
 &= 752.64 \text{ metric tons}
 \end{aligned}$$

According to the above calculations, carbon emission due to electricity usage per year accounts for 752.64 metric tons.

Transportation per year (Shuttle)

$$\begin{aligned}
 &= (\text{Number of the shuttle vehicle in the campus} \times (2) \times \text{total trips for shuttle bus} \\
 &\text{service each day} \times \text{approximate travel distance of a vehicle each day inside} \\
 &\text{campus only (20 km)} \times 365/100) \times 0.01 \\
 &= ((6 \times 20 \times 1 \times 365)/100) \times 0.01
 \end{aligned}$$

= 4.38 metric tons

365 is the number of days per year

0.01 is the coefficient to calculate the emission in metric tons per 100 km for bus

a. Transportation per year (Car)

= (Number of cars entering the campus x 2 x approximate travel distance of a vehicle each day inside campus only (in kilometers) x 365/100) x 0.02

= ((154 x 20 x 1 x 365)/100) x 0.02

= 224.84 metric tons

365 is the number of days per year

0.02 is the coefficient to calculate the emission in metric tons per 100 km car

b. Transportation per year (Motorcycles)

= (Number of motorcycles entering the campus x 2 x approximate travel distance of a vehicle each day inside campus only (in kilometers) x 365/100) x 0.01

= ((450 x 20 x 1 x 365)/100) x 0.01

= 328.5 metric tons

365 is the number of days per year

0.01 is the coefficient to calculate the emission in metric tons per 100 km for motorcycles.

c. Total Carbon emission per year

= total emission from electricity usage + transportation (bus, car, motorcycle)

= (752.64 + 4.38 + 224.84 + 328.5)

= 1310.36 metric tons

4.2.8. Noise level measurements (NBC Checkpoint 12.4.4.)

Noise is all unwanted sound or set of sounds that causes annoyance or can have a health impact and noise level is measured in decibels (dB). The body can also respond to lower noise levels. Level of noise are expected to be within 55 dB in residential areas, including institutions. Class room noise levels are supposed to be around 50 dB. Sound Level Meter / Noise Thermometer are used to measure the noise level in the surroundings which converts the sound signal to an equivalent electrical signal and the resulting sound pressure level in decibels (dB) referenced to 20 μ Pa. Noise level prescribed by Central Pollution Control Board was presented in the Table 4.

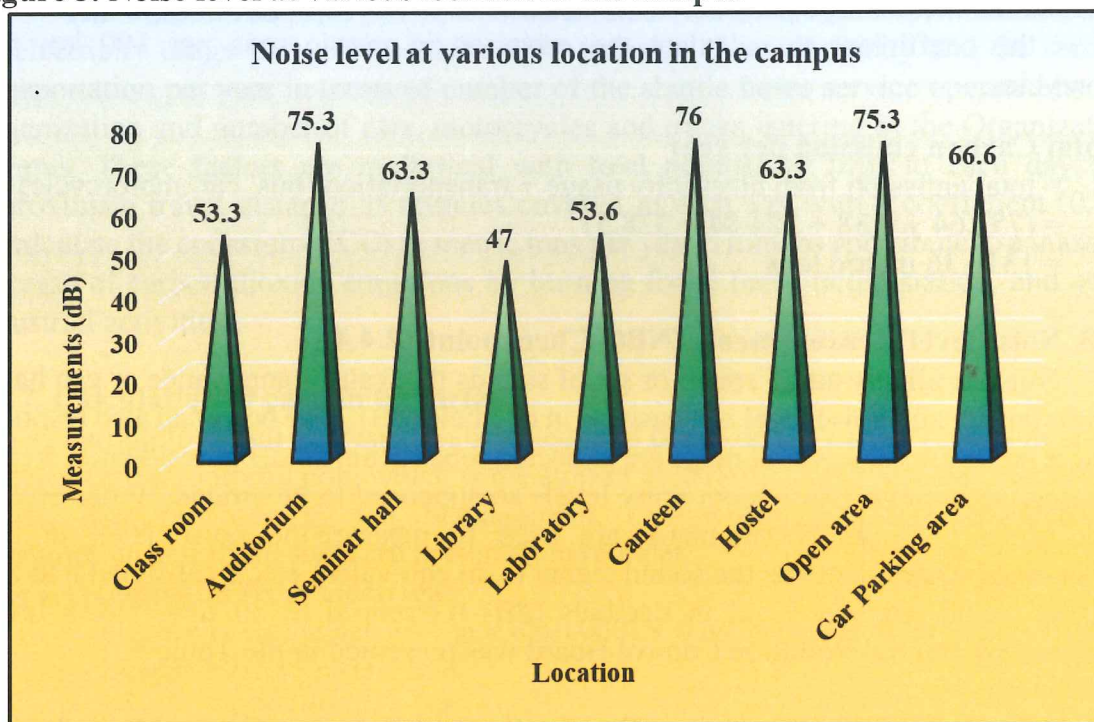
Table 4. Noise level standard prescribed by Central Pollution Control Board, Government of India

Area Code	Zone	Limits in dB (A) Leq	
		Day Time	Night Time
A	Industrial	75	70
B	Commercial	65	55
C	Residential	55	45
D	Silence	50	40

Source: IS : 12065 - 1987

Table 5. Noise level at various location in the campus

S. No	Locations	Measurements (dB)	Major noise sources	Remarks
1.	Class room	53.3	Students and Staff	No Noise Pollution
2.	Auditorium	75.3	Students	No Noise Pollution
3.	Seminar hall	63.3	Students	No Noise Pollution
4.	Library	47	Staff members	No Noise Pollution
5.	Laboratory	53.6	Students	No Noise Pollution
6.	Canteen	76	Students and Staff	No Noise Pollution
7.	Hostel	63.3	Students	No Noise Pollution
8.	Open area	75.3	Students and staff	No Noise Pollution
9.	Car Parking area	66.6	Vehicles	No Noise Pollution
	Mean	63.78%		
	SE	3.06		
	CD	5.45		

Figure 3. Noise level at various location in the campus



Noise level measured in various locations at the College Campus

4.2.8.1. Light intensity measurement at the campus

Light intensity or light output is used to measure whether a particular light source provides enough light for an application needed. There is a well-established light level recommendation for a wide range of applications in lighting industry and also for the type of space. Light intensity is measured in terms of lumens per square foot (foot-candles) or lumens per square meter (lux). A light meter (lux meter) is used to measure the amount of light in a space/on a particular work surface. The light meter consists of a sensor that measures the light falling on it and provides the user with a measurable illuminance reading. Light meters are an especially useful tool for measuring light for safety or over-illumination.

Table 6. Light intensity measured at various locations in the College

S. No	Type of Spaces	Illuminances (LUX)
1.	Class room	362
2.	Auditorium	463
3.	Seminar hall	376.3
4.	Library	545.6
5.	Laboratory	455.6
6.	Canteen	362.6
7.	Hostel	390.3
8.	Open area	660.3
9.	Car Parking area	578.6
	Mean	466.11%
	SE	14.56
	CD	25.95

Source: IS: 6665-1972



Light intensity analysis in the Campus

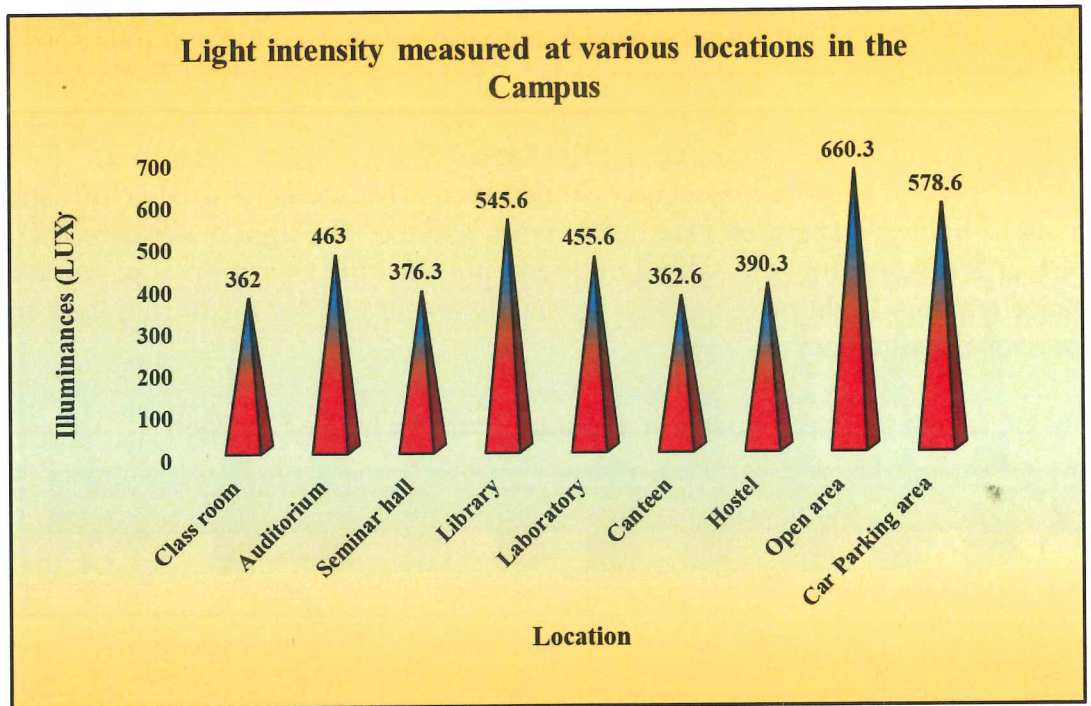


Figure 4. Light intensity Measured at the campus

4.2.8.2. Voltage Measurement at the Campus

Voltage measurement in AC & DC at different places in the campus is measured using the clamp (voltage) meter to reduce the energy consumption.

Table 7. Voltage measured at various locations in the College

S.No	Name of the Place	AC & DC Voltage Measurement [Volt (v)]
1.	Class Room (AC)	231.6
2.	Auditorium (AC)	240.3
3.	Seminar Hall (AC)	235.6

4.	Library (AC)	237.3
5.	Laboratory (AC)	244
6.	Canteen (AC)	236.6
7.	Power Room (AC)	245.6
8.	Generator Area (AC)	240.6
9.	Battery (DC)	230.6
10.	Solar Panel (DC)	233.6
SD±		1.33

Source: BEE, 2015, Bureau of Energy Efficiency



Voltage intensity measured at the Campus

4.2.9. Operation and Maintenance (NBC Checkpoint 13)

During commissioning and handover, operation and maintenance plan is under process to implement.

5. WASTE MANAGEMENT AUDIT

5.1. Introduction

Waste management is a global environmental task but has always been neglected by the public. Improper waste management will create environmental issues *viz.*, soil, water- and air-pollution which lead to health problems. Main reason for polluted environment is unawareness of consumers and improper or poor legitimate initiatives. Ever increasing population rate and the improved life style of the people results in generation of amplified amount of solid wastes, irrespective of urban and rural areas. Solid waste is defined as the unwanted substance which is generated by the society that does not have any economic value from the point of view of the user. Waste management is defined as the discipline associated with control of generation, storage, collection, transport/transfer, processing and disposal of solid waste materials in aesthetic way.

There is a daunting need of effective waste management in India as 62 million tons of municipal solid waste and 38 billion liters of sewage is generated annually only from urban areas. The solid waste increases at the rate of 1.0 - 1.3% annually and the maximum amount of municipal waste is left untreated (Rajalakshmi *et al.*, 2023). Primary reason for unclean surroundings in the nation is unawareness of individuals, in general, deprived institutional initiatives. While educating the environmental health and security, it has to be initiate from grass root level, primarily, educational institutions are the right forum to start with. Prior to teaching the students on waste management practices and prepare them to adopt strategic plan of waste management to material management, educational institutions should establish the physical facilities and follow the fundamental guidelines. The physical facilities established in the higher educational institutions and their utility through onsite auditing and to assess the implemented waste management practices with particular reference to recycling and generation of value added products.

5.2. Observations of the Waste Management Audit

- Recycling and reuse of waste materials are implemented and practiced through vermicomposting available in the campus.
- Solid wastes are segregated at the source of generation by implementing the use of dustbins.
- Solid waste are minimized in the campus by controlling the usage, recycling practices.
- Different coloured dustbins for the collection of waste at various locations and more sign boards may be implemented in the campus.
- No usage of radioactive elements observed in the campus.
- Chemical wastes like acids, solvents and salts are dissolved properly before the disposal.
- Electrical and electronic wastes are collected and segregated properly.
- Records are not available for e-waste disposal by the authorized agency.
- MoU signed with the authorized waste disposal agency as an effective practice of waste management.
- Observed the allotment of separate team to perform environmental impact

assessment and environmental management plan.


- Training needs are identified and workforce training is carried out in regular basis.
- Top soils are preserved and reused in the same site are observed.
- Some of the construction waste are reused for constructing cement roads inside the campus.
- Need to be initiated more concentrated wastewater (Sewage treatment plant).

5.2.1. Technology Options (NBC Checkpoint 3.3 and 3.4.)

As per the guidelines to Architect and Civil contractors for existing buildings, traditional materials are used in the construction, environment friendly and cost-effective technologies are made available in the campus as per the building code.

5.2.2. Waste Management Practices (NBC Checkpoint 10.6, 10.7 and 12)

Waste Management has a common mandate that the 'Producer Owns the Responsibility'. The solid wastes are collected from different places of campus and segregated based on biodegradable and non-degradable materials subsequently subjected for recycling and degradation processes like composting. Details of the waste management practices in the Organization are 1) bio-degradable waste handling, 2) Biogas plant and 3) disposal of e-waste.



Biogas plant observed in the campus

i) Solid waste management practices at the campus

The term, solid waste control refers to the method of accumulating and treating solid wastes by following ecofriendly methods. It is also a solution for recycling objects that do not belong to garbage. In the solid waste management, the wastes are accumulated from different parts and are disposed based on degradability materials like paper and non- degradability materials like glasses, plastics and metals. Organization has a very good solid waste recycling unit which operates a few vehicles to collect wastes using compostable bags across the campus. Both degradable and non-degradable items are being collected from canteens, stationary shops and hostels and disposed through the Corporation facility.

ii) Bio-degradable and non-degradable waste materials management practice

For segregation of waste (Organic, recyclable, non-recyclable and e-waste) at source and collecting the same 'Waste Bins' are placed at designated locations in the Campus viz. Students Hostels and Staff rooms, Students Service Centre, Sports Complex and Guest rooms. A Contractor is engaged for the collection and further process of waste generated within the campus where biodegradable wastes subjected to preparation of organic compost.

iii) Use of biofertilizers, organic and green manures

Natural or eco-friendly methods should be used to grow plants vigorously in the campus which could reduce the environmental pollution. The plant waste such as fallen leaves, stems, fruits, nuts, seeds and other plant parts are used to make green manures. Minimal use of chemical fertilizers as part of integrated nutrient management system is acceptable but 'zero use' of chemical fertilizers is highly appreciable. Biofertilizers, farm yard manure and dried cow dung manure are extensively used in the audited organization to cultivate plants ensured to keep the campus organic. These practices are very well appreciated because air, water and soil pollution due to use of agrochemicals is eradicated which in turn to improve the soil health significantly.

iv) Disposal of E-Waste

According to E-Waste Management Rules, 2016 (Ministry of Environment, Forest and Climate Change, Government of India), electronic waste or e-waste includes old and non-functional electrical and electronic appliances. The e-waste materials were collected from the Organization are being segregated and then given to authorized agencies for handling e-waste. Due to this e-waste activity disposal, the e-waste pollution is significantly reduced in the Campus. Organization has produced lesser quantity of e-waste and the same has been disposed through the Corporation facilities.

v) Construction and Demolition waste management

The Ministry of Environment, Forest and Climate Change, Government of India has notified the Construction and Demolition Waste Management Rules, 2016 exclusively to manage waste (building materials, debris and rubble) from construction activities like new construction, re-modelling, repair and demolition. One of the best waste management practices is rebuilding of construction waste into pillars, pathway road and etc. The construction waste inside the campus is found to be very low.

vi) Hazardous and biomedical wastes management

The Organization have taken pioneering efforts to dispose the hazardous as well as biomedical wastes properly that are generated from various Department laboratories. Acids, solvents, salts, reagents and cancer-causing substances (carcinogens) will cause cancer to the stakeholders those who doing research and/or experiments. Most of these kinds of wastes are disposed of safely without affecting the environment, soil health and water quality as per the directions of World Hazardous Waste Programme. Napkins are incinerated onsite while agricultural wastes are recycled within the campus. Hazardous chemical and biomedical wastes are not abundantly used in the campus. Bio medical wastes are segregated at the source of generation using different coloured dustbin and acid neutralization chamber is available to collect the concentrated chemicals in the separate pipeline.

vii) Recycling of wastewaters

The main feature of the treated water should not be harmful to the biodiversity, resources and the environment especially in soil ecosystem. If an industry or Organization has the wastewater treatment plan, proper records on the analysis of water input and output parameters including the running time of the wastewater treatment plant; its operation cost, its maintenance and the reuse records of the treated water should be well accounted.

6. SOIL AND WATER AUDIT

6.1. Introduction

Soil and water are inequitable natural resources of India at global level. Soil are naturally occurring loose covering on the earth's surface. Weathering altered the rock particles of soil into mixtures of mineral and organic constituents. Soil is rich in microorganisms such as bacteria, fungi, actinomycetes, algae, protozoa and nematodes. The microorganism of the soil helps in enzymatic degradation of organic matter, energy storage and conversion of nutrients in available form in their biomass. Water the other natural resource constituting with 97% of salt water and 3% of fresh water. The use of water is inevitable in our daily needs. Water is used in agriculture, industrial, household, recreational and environmental activities. The natural source of fresh water are surface water and ground water.

Soil and water are natural resources of the organization that has to be structured, planned and developed from the point of entry to end users the stakeholders in such a way with contamination free soil and water, sustainable use of land and water and suitable measures for their conservation. Soil and water audit is a tool to improve the quality of the land and water to provide a healthy environment for the stakeholder directly and indirectly of the campus. It creates awareness on environmental ethics, resolves environmental issues and offers solutions to various social and economic needs. It strengthens the concept of 'Jal Jeevan Mission' and 'Sustainable Land Management' among stakeholders of India for the protection of natural ecosystems for future prospects.

Soil and water audit helps the educational institutions/ industries to maintain eco-friendly environment, assures personal hygiene to various stakeholders and supports the nation; on the whole for the noble cause of environmental protection and nature conservation which in turn enhances the quality of life of all living beings. Most of the soil in India are well drained, deep, fairly loamy, slightly acidic to alkaline and lime-free soils and they are ideal for variety of plant cultivation. The Indian soils are mainly derived from gneissic rock containing large amount of mica with good behaviour of water holding capacity with abundance of micro and macro elements. Some of the soils are characterized by clay loam type, classified as latosols with good organic matter contents along with sufficient amount of nitrogen, potassium and phosphorous contents all tea soils are distinctly acidic, rich in nitrogen content.

6.2. Soil and Water audit observations

1. The campus has well established rainwater harvesting models to recharge the bore wells by collecting rainwaters from the building roofs, open areas and playgrounds including unexplored areas which are not maintained properly.
2. The physic-chemical properties of soils revealed that the soil health is good towards the construction of building and the cultivation of various native and wild type plant species.
3. The water quality parameters revealed that the quality of water is good in terms of domestic purposes.
4. It is observed that the Organization is created massive facilities for wastewater

- treatment to purify the wastewaters to manage the wastewaters effectively.
5. A well-established rainwater harvesting system to recharge water ground status by collecting rainwaters from the campus coinciding with the contour of the terrain and natural drains.
 6. Solar water heater available to serve hot water for domestic purpose.
 7. Low flow fittings, low cisterns and bath faucet are available to conserve water.

6.2.1. Geology, topography and soil condition (NBC Checkpoint 12.4.1)

Nanded is a city in Maharashtra state, India. It is the tenth largest city in the state and the seventy-ninth most populated city in India. It is the second largest city in Marathwada region. The Nanded district is underlain by three main rock units. Viz: Archeans, Deccan Traps and Alluvium. Deccan traps occupy more than two-thirds of the district and overlie the granites. Extensive outcrops of granite are found in southeastern parts of district. Smaller outcrops are noticed in the north-east side near kinwat. The district lies between 18016 to 19055 North Latitude and 76056 to 78019 East Longitude. It is bounded on north by Yavatmal district, northwest by Parbhani district, south west by Latur district. Karnataka and Andhra Pradesh form the southern and southeastern boundary of the district respectively. The geographical area of the district is 10502 Km², which is 3.41% of the total State area, out of which 211.10 Km²(2.01%) is urban and 10122.2 Km² (97.99%) is rural. The soil is mostly formed from igneous rocks and are black, medium black, shallow and calcareous types having different depths and profiles.

6.2.2. Assessment of Physico-chemical property of Soil samples

Soil physico-chemical properties influence the behaviour of soil and hence, knowledge of soil property is important. Soil testing is the only way to understand the soil health and to determine the available nutrient status in soil. The fertility of the soil depends on the concentration of N, P, K, organic and inorganic materials, conductivity. The results on soil samples analysis revealed that the pH, Electrical conductivity, total organic carbon, total nitrogen, available phosphorous and exchangeable potassium were found to be within the range and suitable for building constructions and cultivating the plants corresponding to the soil health. The soil samples were analysed with the help of ISO 17020 Accredited lab and correlated with the standard values referred from 'Soil Testing Methods in India' published by the Ministry of Agriculture, January 2011 Edition, Government of India.

Soil Sample Test Result:


S.No	Test Parameters	Value	Unit	Test Protocols	Comments
1.	pH @ 25 °C	7.6	-	IS 2720: (Part 26)	Sufficient
2.	Specific Electrical Conductivity	0.25	ms / cm	IS 14767	Sufficient
3.	Organic Carbon	1.85	%	IS 2720: (PART 22)	High
4.	Total Nitrogen	0.29	%	IS 14684	Sufficient
5.	Available Phosphorus as P	BDL(DL: 10.8)	mg / kg	ATL/SOIL/SOP – 03 Issue No / Date: 01/	Sufficient

				02.02.2018	
6.	Soluble Potassium as K	35	mg / kg	ATL/SOIL/SOP – 05 Issue No / Date: 01/ 02.02.2018 (Based on FAO Manual)	Sufficient
7.	Moisture	15.27	%	IS 15106	Sufficient

Range:


S.No.	Soil Nutrients	Soil Fertility Ratings (%) *		
		Low	Medium	High
1.	Organic carbon as a measure of available Nitrogen (%)	< 0.5	0.5-0.75	>0.75
2.	Available N as per alkaline permanganate method (kg/ha)	<0.2	2.0 – 5.0	>5.0
3.	Available P by Olsen’s method (kg/ha) in Alkaline soil	<5	5-10	>10
4.	Available K by Neutral N, ammonia acetate method (kg/ha)	<25	25-35	>35

Standards referred from ‘Soil Testing Methods in India’ published by the Ministry of Agriculture, Government of India and Methods of Analysis of Soils, Plants, Waters and Fertilizers by Fertilizer Development and Consultation Organization.



ALPHA
LABS & TECHNOLOGIES
FOOD, WATER, SOIL, COSMETICS & OTHER PRODUCTS TESTING
An ISO 9001 Certified Laboratory

281-C Thadigam Road, Amutha Surabi Upstans,
Opp. Anna Concert, Vaidyanapuram, Coimbatore-441025
Tel: 0422-2441499 Mobile: 96294 43442
E-mail: alphalabtech@gmail.com www.alphalabtech.in



ALPHA
LABS & TECHNOLOGIES
FOOD, WATER, SOIL, COSMETICS & OTHER PRODUCTS TESTING
An ISO 9001 Certified Laboratory

281-C Thadigam Road, Amutha Surabi Upstans,
Opp. Anna Concert, Vaidyanapuram, Coimbatore-441025
Tel: 0422-2441499 Mobile: 96294 43442
E-mail: alphalabtech@gmail.com www.alphalabtech.in

TEST REPORT

REPORT NO: ALT/0965/2024

REPORT DATE: 16.12.2024

Customer Name & Address: M/s. NATURE SCIENCE FOUNDATION.

Sample Details: SOIL SAMPLE

Sample reference no: ALT/0965/24/SA-0965 Sample Received on: 18.12.2024


Analysis started on: 19.12.2024 Analysis Completed on: 21.12.2024

RESULTS OF THE ANALYSIS


S.NO	TEST PARAMETERS	UNIT	TEST PROTOCOL	RESULT
1.	pH @ 25 °C	-	IS 2720: (Part 26)	7.6
2.	Specific Electrical Conductivity	ms/cm	IS 14767	0.25
3.	Organic Carbon	%	IS 2720: (Part 22)	1.83
4.	Total Nitrogen	%	IS 14684	0.29
5.	Available Phosphorus as P	mg/kg	ATL/SOIL/SOP -05 Issue No/ Date : 01/02.02.2018	10.8
6.	Soluble Potassium as K	mg/kg	ATL/SOIL/SOP -05 Issue No/ Date : 01/02.02.2018 (Based on FAO Manual)	35
7.	Moisture	%	IS 15106	15.27


REF: Bureau International de Méthodes d'Analyse et d'Informations (Bureau International des Méthodes d'Analyse des Solins) en Inde, Ministère de l'Agriculture, Gouvernement de l'Inde, Janvier 2013

*** End of Report ***

Reviewed by: 

Senior Chemist



Approved by: 

Technical Manager
Authorized Signatory

Range:

S.No.	Soil Nutrients	Soil Fertility Ratings (%)*		
		Low	Medium	High
1.	Organic carbon as a measure of available Nitrogen (%)	< 0.5	0.5-0.75	>0.75
2.	Available N as per alkaline permanganate method (kg/ha)	<0.2	2.0 – 5.0	>5.0
3.	Available P by Olsen’s method (kg/ha) in Alkaline soil	<5	5-10	>10
4.	Available K by Neutral N, ammonia acetate method (kg/ha)	<25	25-35	>35

* Soil fertility ratings has been calculated kg/ha into percentage

The test results are only valid to the items tested. The test report will not be responsible for or part without the written consent of Alpha Labs & Technologies. Lab is not responsible for slight errors of errors or other misinterpretations. Issues mentioned by the customer. The test results will not be released for more than 10 days from the date of issue of this report. The company.


Soil Sample Test Report obtained from ISO 17025 certified lab



Soil Sample Collection in the Campus

6.3. Water management activities (NBC Checkpoint 7.3, 10.2 – 10.5 and 12.4.2.)


In order to conserve water resources, it is essential that any environmentally responsible institution should examine its water use practices. Water auditing is conducted for the appraisal of facilities of raw water intake and determining the facilities for water treatment and reuse. Auditor concerned investigates the relevant method that can be adopted and implemented to balance the demand and supply of water. The Organization is taking enough attempt to manage wastewater that are coming out from various Department laboratories, hostels and canteens as per the water management plan. Solar water heaters are available for the domestic use of water. Chemicals like bromine and chlorine are avoided to maintain the water quality and to maintain hygienic environment to the stakeholders. Low flow fitting are implemented in the recently constructed building to conserve water.



Open well observed inside the campus

6.3.1. Operational water supply systems

Maintaining the green campus, water conservation mechanisms should be applied efficiently in the campus. Well planned water irrigation systems like sprinkler and drip should be implemented in the entire green area of the campus for an effective water management system. This can be implemented only when the plantations are well planned. Vegetative area of the audited organization has taken sufficient efforts to maintain the plants greenish and frequency of watering to the plants.



Drinking Water Units were observed in the Campus

6.3.2. Rainwater harvesting system and percolation pond

Rainwater harvesting system is a traditional old practice not only in drought prone areas and also in areas having seasonal rainfall. Indian traditional rainwater harvesting systems are constructed based on three modes either direct pumped, indirect pumped or by both modes. In addition, lakes, ponds, water channels and any other water reservoir methods are considered as the rainwater harvesting system. During the audit it has been observed that the organization has developed rain water harvesting system and properly maintained.



Rainwater harvesting system observed in the campus

6.3.3. Water quality

After air, water is the second most critical element for life to exist. As a result, the scientific literature has numerous descriptions of water quality. It is the physical, chemical and biological characteristics of water, is the most frequently used definition of water quality. Water quality is a measurement of the state of water in relation to the needs of one or more biotic species and/or to any human need or purpose.

- One of the most crucial aspects of water quality is pH. It is described as the hydrogen ion concentration's negative logarithm. It is an arbitrary number that

expresses how acidic or basic a solution is. Actually, water's pH is a gauge of how acidic or basic it is. Both basic and acidic water have more hydrogen (H⁺) and hydroxyl (OH) ions than usual.

- Total dissolved solids is referred to as TDS. It calculates the overall concentration of soluble salts and minerals in water. One mg/L of dissolved minerals, for instance, means that the water pitcher contains one mg/L of TDS.
- The salinity of a body of water, commonly known as saline water (also see soil salinity), is the degree to which salt is present. It is often measured in grams per litre (g/L)., Water that is cloudy is referred to as turbid. It gauges how well light can travel through water. It is brought on by particulate matter suspended in water, including clay, silt, organic matter, plankton and other particles.
- One of the most crucial indicators of the water quality in streams, rivers and lakes is dissolved oxygen (DO) which is regarded as one of the factors. It is an important indicator of water pollution. The water quality improves as the dissolved oxygen concentration does.

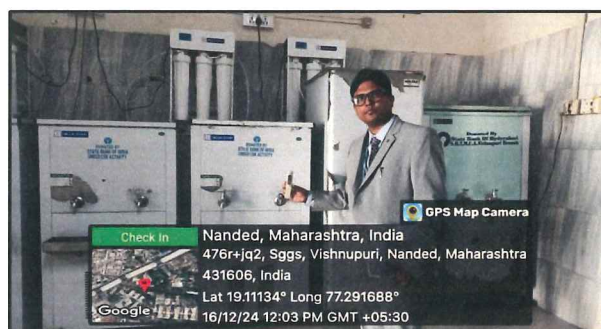
6.3.4. Standards for physico-chemical properties of water

The water samples collected from various sources, i.e., RO water, tap water, bore well water, wastewater and treated water samples were subjected to analyze for its physico-chemical parameters. The results showed that all the parameters were found to be appreciable and no harmful effect was recorded (Table 8). These parameters were observed to be within the limit of Indian Standards of drinking water quality. The observed pH values were found to be 6.5 - 8.5 ranges. Similarly, observed TDS and salinity were 0 - 900 mg/L and 300 - 380 mg/L, respectively. Turbidity and dissolved oxygen were 4.5 – 5.5 NTU and 6.5 - 8.0 mg/L, respectively which are compliance with ISI standards.

Table 8. Physico-chemical properties of various water sources

S.No.	Water source	pH	TDS (mg/L)	Salinity (mg/L)	Turbidity (NTU)	Dissolved Oxygen (mg/L)
1.	RO water	7.6	73.6	315.3	4.6	6.56
2.	Tap water	7.8	125.3	314.3	4.6	6.66
3.	Well water	7.6	216.6	335.3	4.7	6.6
4.	Waste water	8.4	266.0	365	5.2	7.53
	Mean	3.51%	75.74%	147.78%	2.15%	3.05%
	SEC ±	0.07	1.20	0.75	0.07	0.09
	CD at P = 0.05:	0.12	2.14	1.33	0.12	0.16

Source: IS 10500: 2012



Water analysis by using pH Meters

6.3.5. Water consumption rate

Since several variables are influenced water consumption by various stakeholders of an organization; it is hard enough to precisely assess the water quantity demanded by the public. Water is an immense requirement of any living organism. Though it is a natural resource, we are exploiting water for various purposes in day-to-day activities. As an educational institution, water requirement for various activities may differ. Per capita Domestic Consumption in Hostels combined with Canteen ranges between 90 - 125 litres. Industrial or laboratory demand for water is estimated ranges between 100 - 300 litres. Losses as leakages and routine consumption accounts approximately 30 - 50 litres (per capita) and other uses daily usage uses accounts another 50 litres.

Table 9. Water consumption for various purposes

S. No.	Types of consumption	Normal range (L/capita/day)	Average
1.	Per capita domestic consumption at hostel and canteen	93-126	119
2.	Industrial and commercial demand at laboratories	124 - 255	196
3.	Public uses including fire demand, transport washes	2378-3345	2960
4.	Losses and waste as routine consumption	37-53	37
5.	Daily use (day-to-day use)	64	34

7. Air Quality Audit

7.1. Introduction

When the air is clear and contains only small amounts of solid particles and pollutant then the air quality is determined as good. Air is the mixture of gases, as air is moving its quality can be changed day to day. Temperature, wind movements are also major reason for air quality.

7.2. Measurement of carbon dioxide level in the campus

Climatic conditions of the earth changed now-a-days due to a massive increase in global warming and environmental changes including human population and human activities. In addition, primarily fossil fuel burning and an extensive usage enhances heat-trapping greenhouse gas levels in the atmosphere. Global warming is driven by human-induced emissions of greenhouse gases which resulted in paramount shifts in weather patterns. In general, a portable CO₂ Analyzer is used to measure the level of carbon dioxide in the atmosphere at different places across the campus.

7.3. Air quality audit observations (NBC Checkpoint 12.4.3.)

It is observed that carbon dioxide and oxygen values are acceptable range. The air circulation is very good in all the places which in turn useful to give pure air to the stakeholders. The observation showed that the concentration of CO₂ in the atmosphere is found to be optimal which did not exceed the critical limit of CO₂. It is further revealed that all the selected locations are having pure air without any air contaminants with good air exchange/circulation in the campus. Some of the places like Canteen and Class Rooms are recorded with high level of carbon dioxide level due to student mobilization and the maximum number of electrical items fixed from which the carbon dioxide emission were observed followed by all laboratories and seminar and auditorium halls (Table 10).

Table 10. Measurement of CO₂ concentration in the Organization

S. No.	Different locations of the Organization's Campus	Carbon dioxide level (ppm)*	Remarks
1.	Classroom	424.6	Within permissible limits
2.	Auditorium	333.6	Within permissible limits
3.	Seminar Hall	343.6	Within permissible limits
4.	Library	365.0	Within permissible limits
5.	Laboratory	353.6	Within permissible limits
6.	Canteen	413.0	Within permissible limits
7.	Hostel	395.3	Within permissible limits
8.	Open Area	462.0	Within permissible limits
9.	Car Parking area	372.6	Within permissible limits
Mean			389.52%
SEC ±			2.65
CD at P=0.05%			4.72

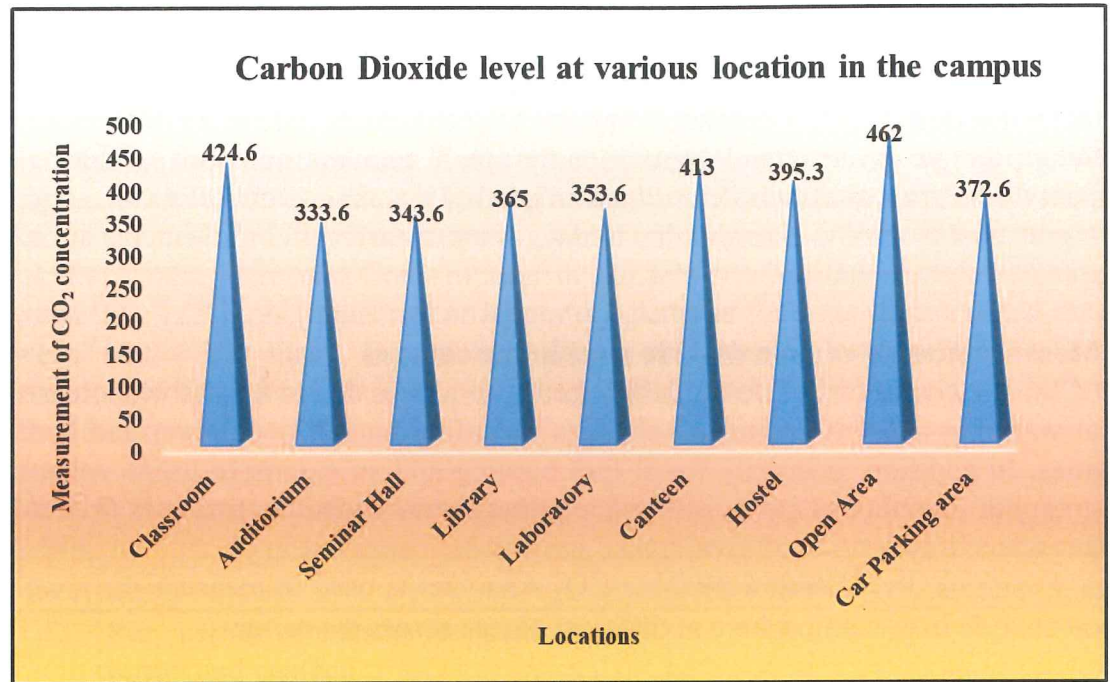


Figure 5. Measurement of CO₂ concentration in the Organization



Analysis of CO₂ concentration in the Campus

7.4. Atmospheric oxygen level measurements analysis and interpretation

Oxygen level refers to the amount of oxygen available within the atmosphere or water bodies. Oxygen is produced/released as a by-product of photosynthesis, the metabolic activity of all green plants besides certain microbes. Oxygen plays a paramount role in metabolic activities like respiration and the energy-producing chemistry of all living organisms. In order to quantify the oxygen level, Oxygen Meter is used. The atmosphere contains 18-21% oxygen concentration, 75-78.5% nitrogen and 2-3% other gases like carbon dioxide, neon and hydrogen. The amount of oxygen level in the atmosphere is determined by abiotic factors like altitude, latitude and longitude and biotic factors like plantations in the surroundings. If it excess, it causes oxygen toxicity and oxygen poisoning by creating coughing, breathing trouble and damage the lungs to human beings. The oxygen level of different places at the campus are monitored and presented (Table 11).

Table 11. The oxygen concentration at different places of audited organization

S. No	Location	Oxygen Level (%)*	Remarks
1.	Classroom	19.3	O ₂ level is good
2.	Auditorium	19.1	O ₂ level is good
3.	Seminar Hall	19.4	O ₂ level is good
4.	Library	19.3	O ₂ level is good
5.	Laboratory	18.4	O ₂ level is good
6.	Canteen	18.5	O ₂ level is good
7.	Hostel	18.3	O ₂ level is good
8.	Open Area	18.1	O ₂ level is good
9.	Car Parking area	18.1	O ₂ level is good
Mean		18.77%	
SEC ±		0.09	
CD at P=0.05%		0.16	

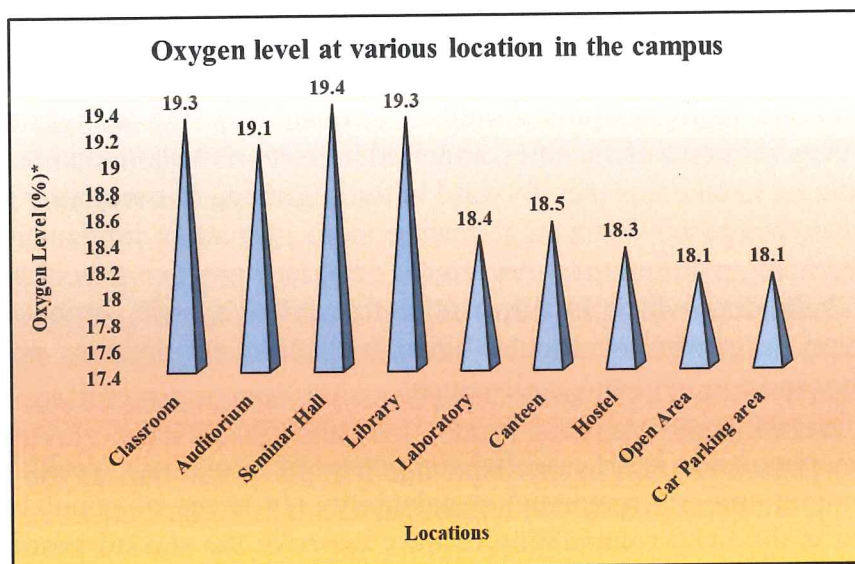


Figure 6. The oxygen concentration in the Organization

Measurement of O₂ level at the Campus

8. HYGIENE AUDIT

8.1. Introduction

A hygiene audit will provide an insight into how an organization operates in a sustainable manner in terms of hygiene environment to the stakeholders as per the International Standard for Occupational Health and Safety Management Systems (ISO HSMS). If an organization has a hygiene auditing process implemented already, then it should apply environmental context into a clean environment. Environmental audit is a natural management tool and it will become more effective when hygiene audit is added to it. It is an essential requirement to adopt an audit process for a sustained utilization of resources in a hygienic way in both developed and developing countries like India. Hygiene will be of different types such as personal hygiene, environmental hygiene, medical hygiene and public hygiene which are all interrelated between each other in terms of maintaining a hygienic atmosphere to the stakeholders.

To ensure that the hygienic environmental management system, maintenance of environmental and personal hygiene, availability of clean resources, maintenance of water supply and hygiene, cleanliness ensured at the site of disposal of human waste materials and personal safety in the campus should be implemented effectively. Each year a plan for the hygiene audit should be prepared by the management of an organization. A committee of faculties and student representatives and social aware members appointed to take this plan forward in the beginning of every year will ensure that the entire hygienic environmental management system is implemented in the organization without any hindrance. An effective hygiene practice should be followed among the stakeholders which in turn useful to control a wide variety of disease outbreaks. Every organization should have applicable regulations, policies and standards with respect to hygienic environment.

A healthy population is the essential component of a country's wealth in terms of political, economic and environmental sustainability. In terms of population growth statistics, India is the fastest populating country to strike the second position in total population cover which is about 138 million and constitutes 17.25% of the total global population. Demographic status of India revealed that if the population increase continues to be at this rate, India is expected to be the most populated country by 2050. Along with the birth rate, social and environmental issues are also increasing and alarming now-a-days. As consequences of over population, social well-being of man and status of quality environment of the country get affected by the developing pressure on food, clothes, housing and other basic necessities, unemployment, loss of standard of living, decrease of forest cover, environmental pollution, energy crisis, ecological degradation and lack of hygienic condition-resulting in the distortion of well-being of a country. The hygiene audit is playing important role for both people and the environment of any organization in terms of safety. In order to achieve an effective ecofriendly hygiene by promoting the hygiene management practices and sanitization standards in the enterprise.

8.2. Hygiene audit observations

- No person is suffering from a disease or illness or with open wounds or burns among the students, teaching and non-teaching staff members including supportive staff and management people across the campuses observed during the hygiene audit which indicated the campus is very keen interest in providing good hygiene atmosphere to the stakeholders.
- The sanitizing materials such as soap, liquid detergent, tissue paper role, hand gloves, hand towels, etc. are made available nearby the washbasins and restrooms focusing towards the personal hygiene and sanitation related concerns to the stakeholders.
- Appropriate dustbins and eco-friendly covers are made available at laboratories, canteens, food courts, cafeteria and hostels across the campuses to control the spread of wastes and contaminants from one place to another place and without harming the environmental health.
- The pest management strategies adopted (cockroach traps, rodents control measures, insect repellents and other control facilities) at the campus is very good. The laboratories, classrooms, hostels, canteens, foot courts and toilets / restrooms are very neat and clean with proper ventilation and exhaust system.
- Food and Waste handlers are equipped with suitable personal safety materials like disposable hand gloves, full cover aprons and caps to minimize contamination and fire hazards at hostel dining halls and canteens to minimize contamination and fire hazards.
- Maintenance of equipment and machinery items are very good and being carried out regularly as per the instructions of the manufacturer. They are neatly maintained without any dusts and covered with the appropriate covers. They college management has signed a MoU to maintain Hygienic environment.
- Pest control programmes for cockroach, house flies, mosquitos, rodents etc. are effectively implemented and pest control activities (eggs, larvae, pupa, faeces, etc.) are carried out by trained and experienced personnel and no signs of pest activity or infestation in the Organization premises is noticed.
- Medical facilities are available for the laborers with physician to diagnose.
- Only caps are provided to the kitchen workers, may also provide apron and hand gloves to maintain hygiene.

8.2.1. Observation on Personal Hygiene and Safety measures (NBC Checkpoint 12.3.6 and 12.3.7.)

As far as the stakeholders and employees are concerned, the safety and convenience of everyone working/access to the organization, the following safety rules should be observed at all times. Wearing a laboratory coat or apron along with hand gloves and caps before entering a working environment for protecting clothes from contamination or accidental discoloration by staining solutions are always mandatory in Organization's hygiene. The observation on providing hygiene environment to the stakeholders at campus revealed that sanitizing materials such as soap, liquid detergent, tissue paper role, hand gloves, hand towels are made available nearby washbasins and restrooms focusing towards personal hygiene and sanitation related concerns. It is

observed that working tables and benches are kept clean at laboratories across the Departments. Appropriate dustbins and eco-friendly covers are made available at laboratories, canteens, food courts, cafeteria and hostels across the campuses. At hostels dining halls and canteens, food suppliers are tied their long hairs properly and wear disposable hand gloves, full cover aprons and caps to minimize contamination and fire hazards. Canteen is functioning hygienically and authorized by the management.

Details of pest management strategies adopted (cockroach traps, rodents control measures, insect repellents and other control facilities) at the campus is very good. Food preparation (kitchen) area at hostels and canteen is very clean, free of insect pests and in good state of ventilation and exhaust system along with proper water supply and drainage. It is observed that waste disposal area and waste disposal collection center are neat and regularly cleaned, free of insect pests and free of spillage with no stagnation of water in food zones.



Caps were used by the Food Suppliers at Kitchen to maintain the Hygienic Atmosphere

8.2.2. Napkin disposal facility


The Campus is implementing the safe practices of disposing of napkins using small scale incinerators in ladies hostels. Incinerators facility and disposal structures in the proper directions and other social stigmas connected to menstruation influences the sanitary waste disposal conduct of women within the campus is very much appreciated. The Management is taking care of adolescent girls and ladies significantly in terms of their personal hygiene and safety.



Napkin disposal facility available in the campus

8.3. Legal compliances

In this campus, the following legal appliances are verified as per the National Building Code (Part 11 – Approach to Sustainability). Some of the documents are verified in onsite inspection are Building approval plan, canteen approval license to procure FSSAI certified food products and personal hygiene is evident from the management maintenance record.



FSSAI Certificate were observed in the canteen

9. Conclusion

Considering the fact that the organization is a well-established academic institution and there is significant scope for conserving green, environment, energy, waste management, soil & water management, air quality and hygiene which in turn make the campus as self-sustained. The organization has taken enormous efforts to maintain green campus in a sustainable manner. It has conducting a large number of activities for the benefit of rural and tribal community people without disturbing the natural environment. The installation of a rainwater harvesting system and irrigation system to conserve rainwater and improve the ground water levels are noteworthy. The Organization has created medicinal, herbal and ornamental gardens at small scale level for establishing a massive reforestation / afforestation programme in which a large number of trees and shrubs species were planted together for providing an eco-friendly atmosphere to the stakeholders in a sustainable manner.

The energy conservation initiatives taken by the organization are substantial. Water and Soil conservation activities are also implemented and practiced. Proper facilities and procedures are followed for waste collection, segregation, disposal, recycle and reuse. Quality of soil and water observed to be good. Hygienic practices are monitored and maintained considering the health and sustainability of the stakeholders at canteen and hostel premises. Tree plantation at appropriate locations are maintained to resist the indoor climate and conserve energy as per the National Building Code (Part 11 – Approach to Sustainability). The organization has made significant progressive contributions with respect to teaching learning, research and consultancy, innovation and transfer of technology, community service and value education, in toto. It imparts quality education to rural, tribal and urban people across the nation which is excellent in terms of academic activities and providing an eco-friendly atmosphere to the stakeholders.

10. References

- BIS, Code for Practice of Industrial Lighting (IS: 6665-1972). Bureau of Indian Standards, New Delhi, India.
- BEE, 2015. Bureau of Energy Efficiency, A statutory Body Under Ministry of Power, Government of India.
- Carbon footprint calculation. www.carbonfootprint.com.
- Code for Practice of Industrial Lighting (IS: 6665-1972). Bureau of Indian Standards, New Delhi, India.
- Gnanamangai, B.M., Murugananth, G. and Rajalakshmi, S. 2021. *A Manual on Environmental Management Audits to Educational Institutions and Industrial Sectors*. Laser Park Publishing House, Coimbatore, Tamil Nadu, India. 366 p.
- ISO, 2021. International Organization for Standardization. <https://www.iso.org/home.html.com>.
- NBC, 2016. National Building Code of India 2016, Volume 2. Bureau of Indian Standards, New Delhi, India
- NCP, 2016. *National Environmental Policy-2006*, Government of India, Ministry of Environment and Forest, New Delhi, India.
- Permissible Limits of Noise Levels for Rotating Electrical Machines (IS: 12065 - 1987). Bureau of Indian Standards, New Delhi, India.
- Rajalakshmi, S., Amzad Basha, K. and Asif Jamal, G.A. 2023. *A Manual on Waste Management Audit*. Laser Park Publish House, Coimbatore, Tamil Nadu, India. 163p.
- Soil Test Methods, 2011. Methods Manual - Soil Testing in India, Department of Agriculture & Co- operation. January 2011 Edition, Ministry of Agriculture Govt. of India. New Delhi.
- Soil Test Methods, 2016. Methods of Test for soils (IS 1270-1984). Indian Standards Institution, New Delhi, India.
- Water Test Methods 2016. Drinking Water – Specification (IS 10500: 2012). Bureau of Indian Standards. New Delhi, India.

NSF/PR/34

